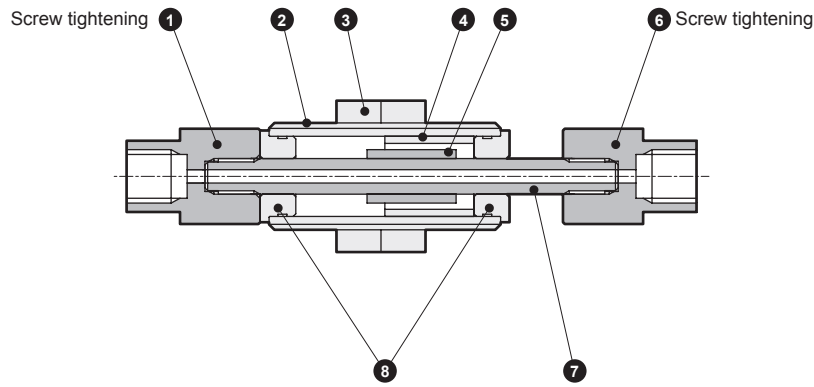


## Internal structure and parts list



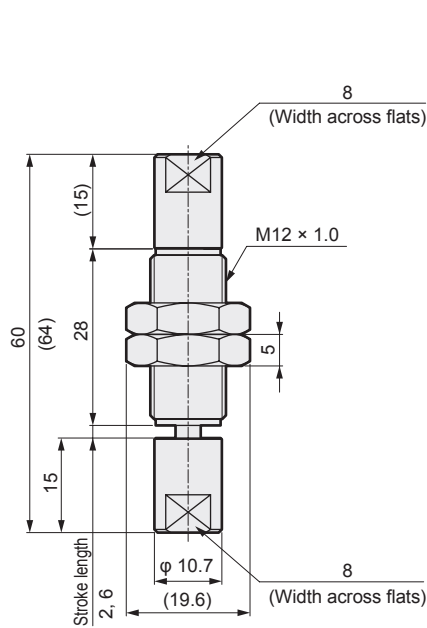
No.	Parts name	Material	Remarks	No.	Parts name	Material	Remarks
1	Adaptor (tail)	Aluminum alloy	Trivalent chromate treatment	5	Ring magnet	Plastic magnet	
2	Fixed shaft	Stainless steel		6	Adaptor (head)	Aluminum alloy	Trivalent chromate treatment
3	Hexagon nut	Steel	Galvanizing trivalent chromate finish	7	Rod	Stainless steel	
4	Ring magnet	Plastic magnet		8	Bearing	Polyphenylene sulfide	Filler addition

## Dimensions

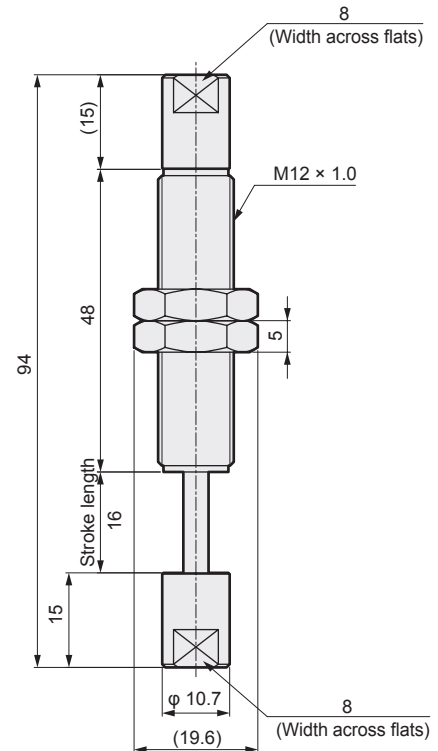
Note: The width across flats for adaptor (tail) or adaptor (head) is arbitrary.

● FBU2-SU-05/10-6

● FBU2-SU-05/10-16



Note: Values in ( ) are dimensions for the 6 strokes.



## Weight

(unit: g)

Model no.	Fixed section	Movable part
FBU2-SU-05/10-2	19.1	4.2
FBU2-SU-05/10-6	19.1	4.5
FBU2-SU-05/10-16	25.2	7.9

(unit: g)

Adaptor				
T/H B	T/H 3	T/H 4	T/H 5	T/H 6
3.4	3.3	3.2	3.1	2.9

Note 1: Total weight of movable part = movable part + adaptor (tail end) + adaptor (head end), product weight = fixing section + movable part + adaptor (tail end) + adaptor (head end).

F.R.L. unit

Pneumatic auxiliary components

Air unit components

Precision components

Pressure sensor

Sensor/controller

Total air system

Main line unit

Ending

Glass float module

Precise suction plate

Magnetic spring buffer