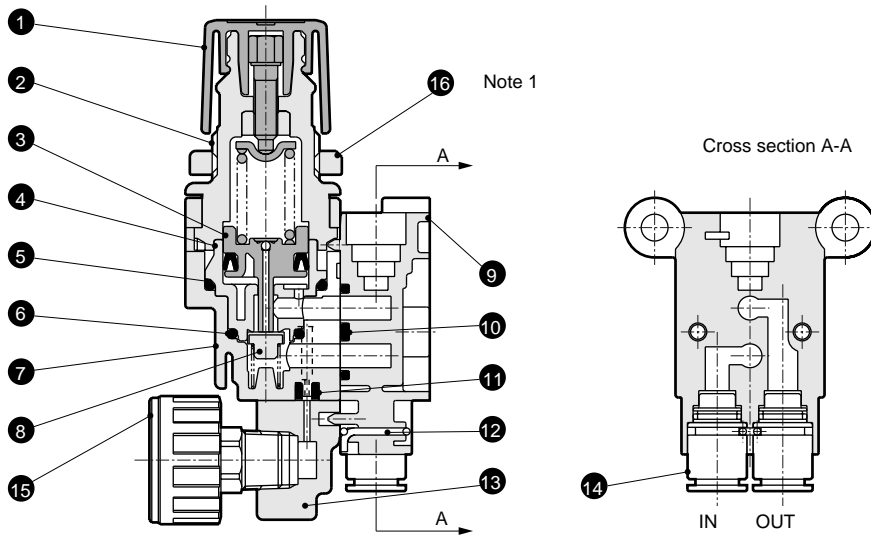


Internal structure and parts list



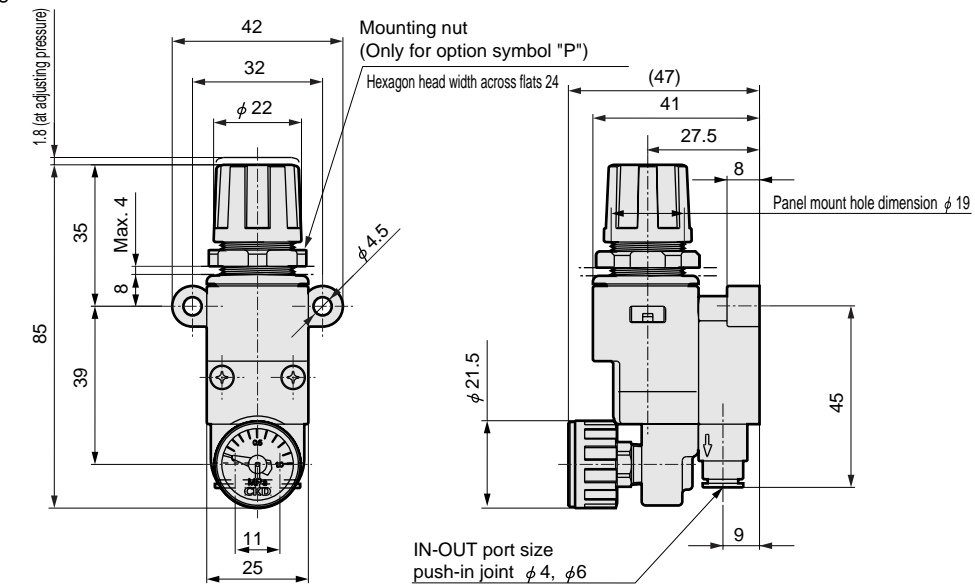
No.	Parts name	Material
1	Knob	Polyacetal resin
2	Guard	Polyamide resin
3	Piston assembly	Polyacetal resin, nitrile rubber
4	Piston guide	Polyacetal resin
5	O ring	Nitrile rubber
6	O ring	Nitrile rubber
7	Body	Polyamide resin
8	Valve element	Aluminum, hydrogen nitrile rubber
9	Piping block assembly	Polyamide resin, steel
10	Body packing seal	Hydrogen nitrile rubber
11	Packing seal	Nitrile rubber
12	Stop pin	Stainless steel
13	Gauge plug	Polyamide resin
14	Cartridge joint	
15	Pressure gauge	
16	Mounting nut	Polyacetal resin

Note 1: A mounting nut is optional.
Nut is attached only for option symbol "P".

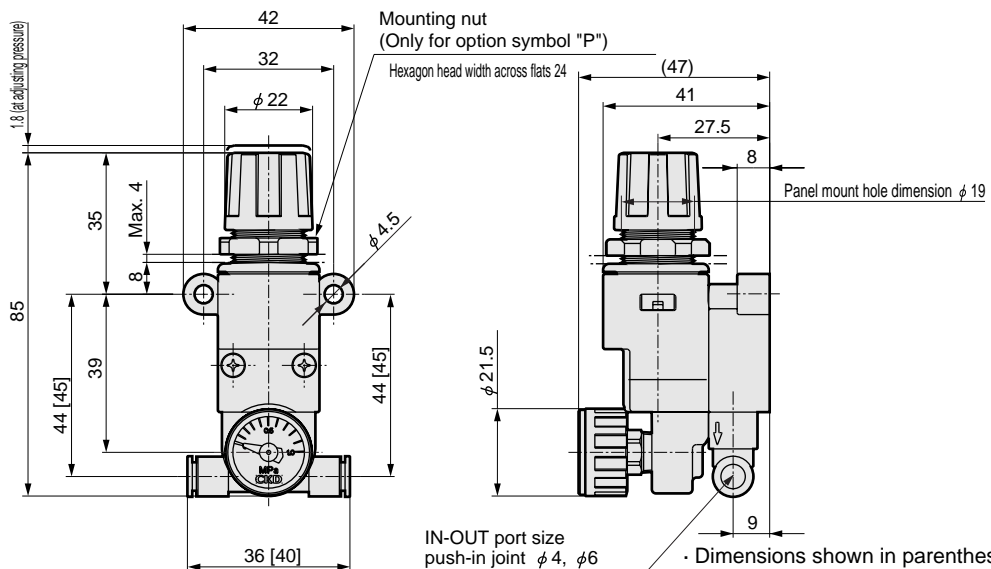
Dimensions



● RB500 straight piping



● RB500 elbow piping



Dimensions shown in parentheses are for push-in joint φ 6.

Refrigerating type dryer
Desiccant type dryer
High polymer membrane dryer
Air filter
Auto. drain / others
F.R.L. (Module unit)
F.R.L. (Separate)
Compact F.R.L.
Precise regulator
F.R.L. (Related products)
Clean F.R.
Electro pneumatic regulator
Air booster
Speed control valve
Silencer
Check valve / others
Joint / tube
Vacuum filter
Vacuum regulator
Suction plate
Magnetic spring buffer
Mechanical pressure SW
Electronic pressure SW
Contact / close contact cont. SW
Air sensor
Pressure SW for coolant
Small flow sensor
Small flow controller
Flow sensor for air
Flow sensor for water
Total air system
Total air system (Gamma)

Ending

Compact regulator
F.R.L. unit