

**Wall Mounted Enclosures**  
**Steel Range | Stainless Steel**  
**Single door | AFS**

IP 66 | TYPE 4X, 12, 13 | IK 10



**Material:**

AISI 304 / AISI 316L pre-grained stainless steel. Body: 1.5 mm. Door: 1.5 mm / 2 mm for enclosures with a height of 1000 mm or greater. Mounting plate: 2 mm galvanized steel.

**Body:**

The top of the body is equipped with a sloping roof at an angle of between 8 and 20 degrees sloping towards the front, giving a 10 mm overhang to remove any liquids away from the door. Folded and seam welded.

**Door:**

Corner formed in one piece. Surface mounted with 130° opening. Concealed AISI 304 stainless steel hinges with captive pin. Can be mounted to give left or right hand opening (Machining is required). Sealing is ensured by an injected one piece silicone gasket.

**Lock:**

Zamak double-bit 3 mm lock with 90° movement. Stainless steel lock and other locks available on request.

**Mounting plate:**

The mounting plate is marked vertically at 10 mm intervals for easy horizontal positioning of equipment. On the top and bottom there are holes to facilitate cable fixing. Fixed onto M8 press welded studs to the rear of the enclosure. All sides from 800 mm and above are strengthened by folded edges.

**Cable access:**

No gland openings as standard.

**Protection:**

Corresponds with IP 66 | TYPE 4X, 12, 13 | IK 10.

**Approvals:**

CE, DNV-GL, GOST, Kema Keur, RS, cULus\_listed.

**Finish:**

240s pre grained stainless steel (average 0.5 micron).

**Delivery:**

Enclosure with door, mounting plate, metallic key and mounting accessories.

**Additional information:**

In environments known for quick temperature changes, consideration to condensation should be taken. Please see Eldon's thermal management section.



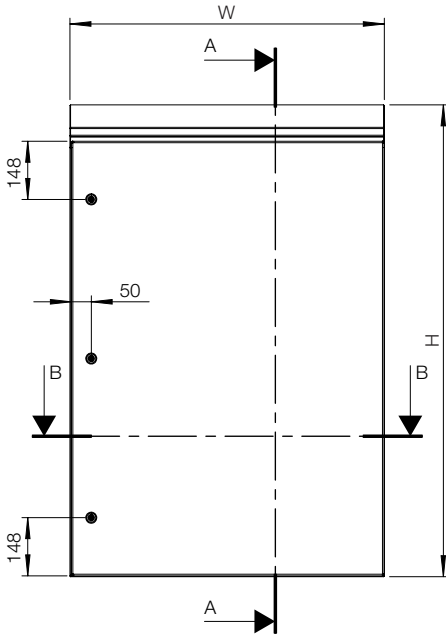
## Dimensional table | AFS

### IP 66 | TYPE 4X, 12, 13 | IK 10

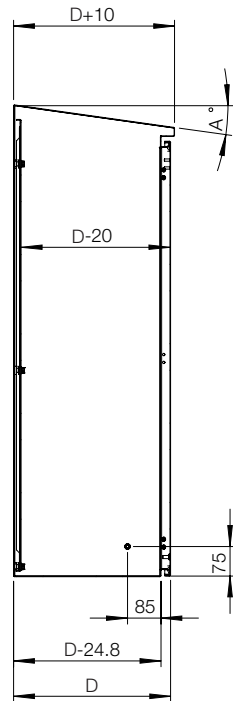
With mounting plate

Enclosure dimensions			Mounting plate dimensions		Usable depth	Degree of slope	N° of locks	Item no.
H	W	D	h	w	d			
300	200	155	275	150	135	20°	1	AFS03021
300	200	155	275	150	135	20°	1	AFS03021-316
400	300	155	375	250	135	20°	1	AFS04031
400	300	155	375	250	135	20°	1	AFS04031-316
400	400	210	375	350	190	15°	1	AFS04042
400	400	210	375	350	190	15°	1	AFS04042-316
400	600	210	375	550	190	15°	1	AFS04062
400	600	210	375	550	190	15°	1	AFS04062-316
500	500	210	475	450	190	15°	1	AFS05052
500	500	210	475	450	190	15°	1	AFS05052-316
600	400	210	575	350	190	15°	2	AFS06042
600	400	210	575	350	190	15°	2	AFS06042-316
600	600	210	575	550	190	15°	2	AFS06062
600	600	210	575	550	190	15°	2	AFS06062-316
600	600	300	575	550	280	11°	2	AFS06063
600	600	300	575	550	280	11°	2	AFS06063-316
600	800	300	550	750	280	11°	2	AFS06083
600	800	300	550	750	280	11°	2	AFS06083-316
800	600	210	750	550	190	15°	2	AFS08062
800	600	210	750	550	190	15°	2	AFS08062-316
800	600	300	750	550	280	11°	2	AFS08063
800	600	300	750	550	280	11°	2	AFS08063-316
800	800	210	750	750	190	15°	2	AFS08082
800	800	210	750	750	190	15°	2	AFS08082-316
800	800	300	750	750	280	11°	2	AFS08083
800	800	300	750	750	280	11°	2	AFS08083-316
1000	800	300	950	750	280	15°	3	AFS10083
1000	800	300	950	750	280	15°	3	AFS10083-316
1200	600	300	1150	550	280	11°	3	AFS12063
1200	600	300	1150	750	280	11°	3	AFS12063-316
1200	800	300	1150	750	280	11°	3	AFS12083
1200	800	300	1150	750	280	11°	3	AFS12083-316
1200	800	400	1150	750	380	8°	3	AFS12084
1200	800	400	1150	750	380	8°	3	AFS12084-316
1400	800	400	1350	750	380	8°	3	AFS14084
1400	800	400	1350	750	380	8°	3	AFS14084-316

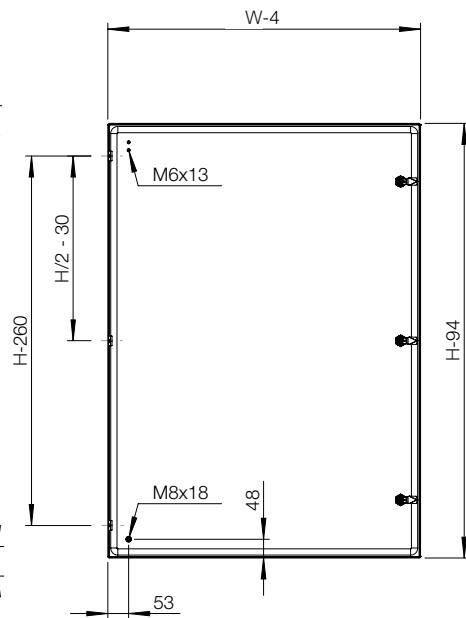
Front view



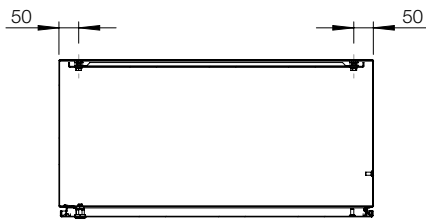
Sectional side view



Inside door view



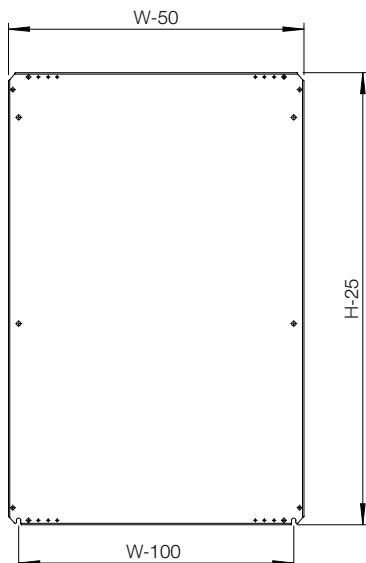
Sectional top view



SECTION A-A

SECTION B-B

Mounting plate view



# Accessories selection matrix | AFS

Enclosure	H	W	D	Fixing		
				Wall mounting brackets	Pole fixation	Plinth
AFS03021	300	200	155	AWS41-304	-	-
AFS03021-316	300	200	155	AWS41-316	-	-
AFS04031	400	300	155	AWS41-304	EPF0300	-
AFS04031-316	400	300	155	AWS41-316	EPF0300	-
AFS04042	400	400	210	AWS41-304	EPF0400	-
AFS04042-316	400	400	210	AWS41-316	EPF0400	-
AFS04062	400	600	210	AWS41-304	EPF0600	-
AFS04062-316	400	600	210	AWS41-316	EPF0600	-
AFS05052	500	500	210	AWS41-304	EPF0500	-
AFS05052-316	500	500	210	AWS41-316	EPF0500	-
AFS06042	600	400	210	AWS41-304	EPF0400	-
AFS06042-316	600	400	210	AWS41-316	EPF0400	-
AFS06062	600	600	210	AWS41-304	EPF0600	-
AFS06062-316	600	600	210	AWS41-316	EPF0600	-
AFS06063	600	600	300	AWS41-304	EPF0600	MSVS1063
AFS06063-316	600	600	300	AWS41-316	EPF0600	MSVS1063-316
AFS06083	600	800	300	AWS41-304	EPF0800	MSVS1083
AFS06083-316	600	800	300	AWS41-316	EPF0800	MSVS1083-316
AFS08062	800	600	210	AWS41-304	EPF0600	-
AFS08062-316	800	600	210	AWS41-316	EPF0600	-
AFS08063	800	600	300	AWS41-304	EPF0600	MSVS1063
AFS08063-316	800	600	300	AWS41-316	EPF0600	MSVS1063-316
AFS08082	800	800	210	AWS41-304	EPF0800	-
AFS08082-316	800	800	210	AWS41-316	EPF0800	-
AFS08083	800	800	300	AWS41-304	EPF0800	MSVS1083
AFS08083-316	800	800	300	AWS41-316	EPF0800	MSVS1083-316
AFS10083	1000	800	300	AWS41-304	EPF0800	MSVS1083
AFS10083-316	1000	800	300	AWS41-316	EPF0800	MSVS1083-316
AFS12063	1200	600	300	AWS41-304	EPF0600	MSVS1063
AFS12063-316	1200	600	300	AWS41-316	EPF0600	MSVS1063-316
AFS12083	1200	800	300	AWS41-304	EPF0800	MSVS1083
AFS12083-316	1200	800	300	AWS41-316	EPF0800	MSVS1083-316
AFS12084	1200	800	400	AWS41-304	EPF0800	MSVS1084
AFS12084-316	1200	800	400	AWS41-316	EPF0800	MSVS1084-316
AFS14084	1400	800	400	AWS41-304	EPF0800	MSVS1084
AFS14084-316	1400	800	400	AWS41-316	EPF0800	MSVS1084-316



### Doors

Enclosure	Doors						
	H	W	D	180° hinges	Door stop	Door switch	Padlocking
AFS03021	300	200	155	MMHS02	ADO202S	ADSW01	PLC01
AFS03021-316	300	200	155	MMHS02	ADO202S	ADSW01	PLC01
AFS04031	400	300	155	MMHS02	ADO202S	ADSW01	PLC01
AFS04031-316	400	300	155	MMHS02	ADO202S	ADSW01	PLC01
AFS04042	400	400	210	MMHS02	ADO202S	ADSW01	PLC01
AFS04042-316	400	400	210	MMHS02	ADO202S	ADSW01	PLC01
AFS04062	400	600	210	MMHS02	ADO202S	ADSW01	PLC01
AFS04062-316	400	600	210	MMHS02	ADO202S	ADSW01	PLC01
AFS05052	500	500	210	MMHS02	ADO202S	ADSW01	PLC01
AFS05052-316	500	500	210	MMHS02	ADO202S	ADSW01	PLC01
AFS06042	600	400	210	MMHS02	ADO202S	ADSW01	PLC01
AFS06042-316	600	400	210	MMHS02	ADO202S	ADSW01	PLC01
AFS06062	600	600	210	MMHS02	ADO202S	ADSW01	PLC01
AFS06062-316	600	600	210	MMHS02	ADO202S	ADSW01	PLC01
AFS06063	600	600	300	MMHS02	ADO202S	ADSW01	PLC01
AFS06063-316	600	600	300	MMHS02	ADO202S	ADSW01	PLC01
AFS06083	600	800	300	MMHS02	ADO202S	ADSW01	PLC01
AFS06083-316	600	800	300	MMHS02	ADO202S	ADSW01	PLC01
AFS08062	800	600	210	MMHS02	ADO202S	ADSW01	PLC01
AFS08062-316	800	600	210	MMHS02	ADO202S	ADSW01	PLC01
AFS08063	800	600	300	MMHS02	ADO202S	ADSW01	PLC01
AFS08063-316	800	600	300	MMHS02	ADO202S	ADSW01	PLC01
AFS08082	800	800	210	MMHS02	ADO202S	ADSW01	PLC01
AFS08082-316	800	800	210	MMHS02	ADO202S	ADSW01	PLC01
AFS08083	800	800	300	MMHS02	ADO202S	ADSW01	PLC01
AFS08083-316	800	800	300	MMHS02	ADO202S	ADSW01	PLC01
AFS10083	1000	800	300	MMHS03	ADO202S	ADSW01	PLC01
AFS10083-316	1000	800	300	MMHS03	ADO202S	ADSW01	PLC01
AFS12063	1200	600	300	MMHS03	ADO202S	ADSW01	PLC01
AFS12063-316	1200	600	300	MMHS03	ADO202S	ADSW01	PLC01
AFS12083	1200	800	300	MMHS03	ADO202S	ADSW01	PLC01
AFS12083-316	1200	800	300	MMHS03	ADO202S	ADSW01	PLC01
AFS12084	1200	800	400	MMHS03	ADO202S	ADSW01	PLC01
AFS12084-316	1200	800	400	MMHS03	ADO202S	ADSW01	PLC01
AFS14084	1400	800	400	MMHS03	ADO202S	ADSW01	PLC01
AFS14084-316	1400	800	400	MMHS03	ADO202S	ADSW01	PLC01

