

Wall Mounted Enclosures
Steel Range | Mild Steel
Double door | MAD

IP 55 | TYPE 12, 13 | IK 10



Material:

Body: 1.5 mm mild steel. Gland plate: 1.4 mm mild steel. Door: 2 mm mild steel
Mounting plate: 2 mm galvanized steel / 2.5 mm MAD1001030R5 and above.

Body:

Folded and seam welded. Four 8.5 mm diameter holes for wall fixing, pressed out in 20.4 mm diameter x 2 mm depressions to allow air circulation around the rear part of the enclosure.

Door:

Surface mounted with 130° opening. Concealed removable hinges with captive pin. Two removable mounting profiles in the right hand door. Sealing is ensured by an extruded one piece polyurethane gasket.

Lock:

Customised lock with double-bit for easy opening of the door, double-bit 3 mm insert and 90° movement. Espagnolette three point locking. Other inserts are available as an accessory.

Mounting plate:

The mounting plate is marked vertically at 10 mm intervals for easy horizontal positioning of equipment. On the top and bottom there are holes to facilitate cable fixing. Fixed onto M8 press welded studs to the rear of the enclosure. All sides from 800 mm and above are strengthened by folded edges. By using the AMG accessory the mounting plate position can be adjusted to any depth.

Gland Plate Opening:

Situated at the far rear of the enclosure to make cabling onto the mounting plate easier.

Protection:

IP 55 | TYPE 12, 13 | IK 10. For outdoor installation the use of a rain hood ARF and 100% polyester paint coating is recommended. The corrosion resistance must be taken into consideration.

Approvals:

CE, CSA, DNV-GL, GOST, Kema Keur, Lloyds shipping, RS, cULus_listed.

Finish:

RAL 7035 structured powder coating.

Delivery:

Enclosure with doors, and two door mounting profiles on the right door. Gland plate(s) with gasket(s), metallic DIN 3 mm key, and mounting accessories. Earthing facilities.



Dimensional table | MAD

IP 55 | TYPE 12, 13 | IK 10

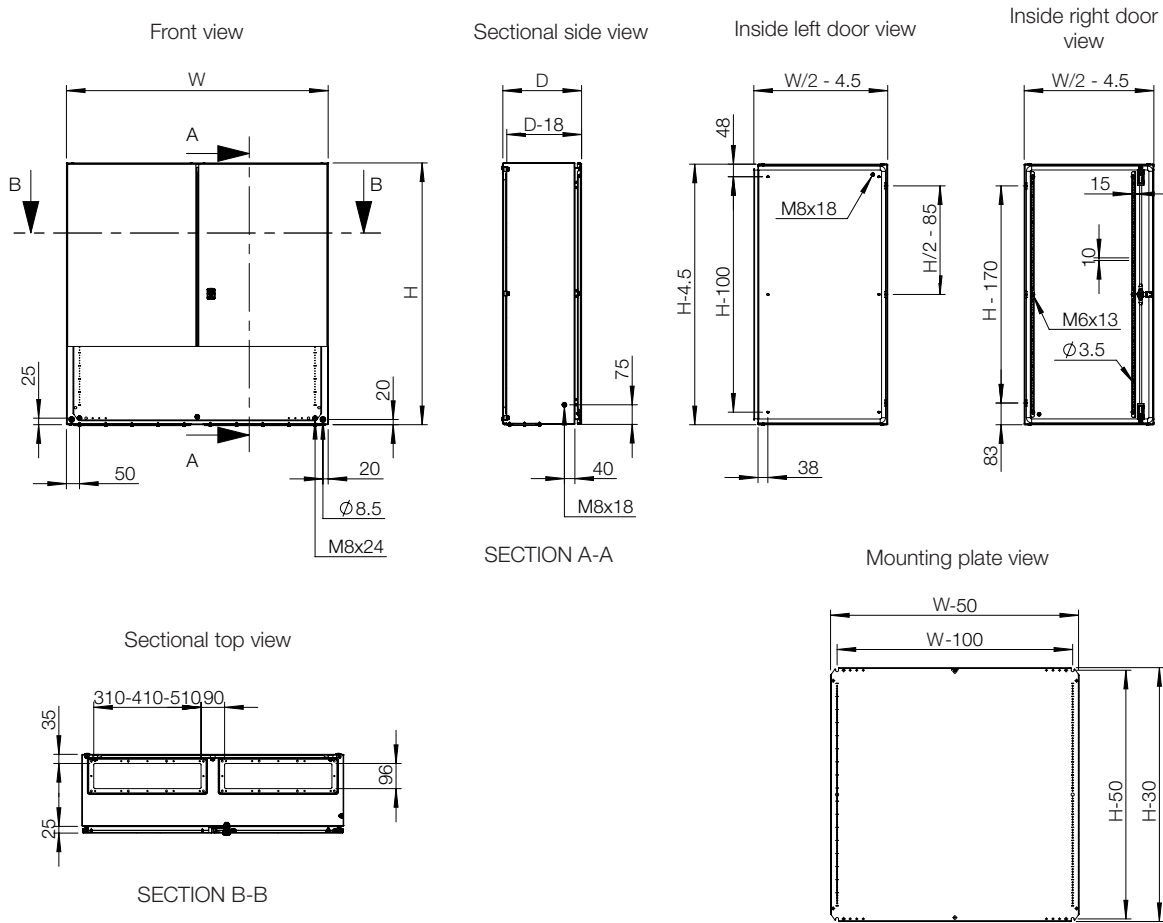
With mounting plate

Enclosure dimensions			Mounting plate dimensions		Usable depth	Gland plate			N° of locks	Item no.
H	W	D	h	w	d	Size	Type	Openings		
600	800	300	570	750	282	310 × 96	2	2	1*	MAD0608030R5
800	1200	300	770	1150	282	510 × 96	4	2	1*	MAD0801230R5
1000	1000	300	970	950	282	410 × 96	3	2	1*	MAD1001030R5
1200	1000	300	1170	950	282	410 × 96	3	2	1*	MAD1201030R5
1200	1200	300	1170	1150	282	510 × 96	4	2	1*	MAD1201230R5
1400	1000	300	1370	950	282	410 × 96	3	2	1*	MAD1401030R5





Without mounting plate







Enclosure dimensions			Gland plate			N° of locks	Item no.
H	W	D	Size	Type	Openings		
600	800	300	310 × 96	2	2	1*	MAD0608030PER5
800	1200	300	510 × 96	4	2	1*	MAD0801230PER5
1000	1000	300	410 × 96	3	2	1*	MAD1001030PER5
1200	1000	300	410 × 96	3	2	1*	MAD1201030PER5
1200	1200	300	510 × 96	4	2	1*	MAD1201230PER5
1400	1000	300	410 × 96	3	2	1*	MAD1401030PER5

* 3 point espagnolette locking.



Accessories selection matrix | MAD

							
Enclosure	H	W	D	Mounting			
				Steel mounting plate	Insulated mounting plate	Telequick mounting plate	Depth adjustment kit
MAD0608030R5	600	800	300	AMP06080	AMI06080	AMT06080	AMG300
MAD0801230R5	800	1200	300	AMP08120	-	-	AMG300
MAD1001030R5	1000	1000	300	AMP10100	-	-	AMG300
MAD1201030R5	1200	1000	300	AMP12100	-	-	AMG300
MAD1201230R5	1200	1200	300	AMP12120	-	-	AMG300
MAD1401030R5	1400	1000	300	AMP14100	-	-	AMG300

									
Enclosure	H	W	D	Fixing					
				Wall mounting brackets	Pole fixation	Front/rear plinths (100 mm height)	Side plinths (100 mm height)	Front/rear plinths (200 mm height)	Side plinths (200 mm height)
MAD0608030R5	600	800	300	AW41	EPF0800	P1080	PA1030	P2080	PA2030
MAD0801230R5	800	1200	300	AW41	-	P1120	PA1030	P2120	PA2030
MAD1001030R5	1000	1000	300	AW41	-	P1100	PA1030	P2100	PA2030
MAD1201030R5	1200	1000	300	AW41	-	P1100	PA1030	P2100	PA2030
MAD1201230R5	1200	1200	300	AW41	-	P1120	PA1030	P2120	PA2030
MAD1401030R5	1400	1000	300	AW41	-	P1100	PA1030	P2100	PA2030

02

Wall Mounted Enclosures

Enclosure	H	W	D	Doors					
				Padlocking	180° hinges	Door stop	Door switch	Door mounting profiles	Door horizontal profiles
MAD0608030R5	600	800	300	PLC01	2x MMH02	ADO202	ADSW01	MMDP060	DHP040
MAD0801230R5	800	1200	300	PLC01	2x MMH02	ADO202	ADSW01	MMDP080	DHP060
MAD1001030R5	1000	1000	300	PLC01	2x MMH03	ADO202	ADSW01	MMDP100	DHP050
MAD1201030R5	1200	1000	300	PLC01	2x MMH03	ADO202	ADSW01	MMDP120	DHP050
MAD1201230R5	1200	1200	300	PLC01	MMH03	ADO202	ADSW01	MMDP120	DHP060
MAD1401030R5	1400	1000	300	PLC01	2x MMH03	ADO202	ADSW01	MMDP140	DHP050

Enclosure	H	W	D	Gland plates					Protection
				Ventilated gland plate	Ventilated gland plate with fly-net	Ventilated gland plate with filter	Adapter gland plate	Gland plate with knock-outs	Rainhood
MAD0608030R5	600	800	300	AFR02R5	AFG02R5	AFV02R5	AFA02R5	AFK21R5/AFK22R5	ARF08030R5
MAD0801230R5	800	1200	300	AFR04R5	AFG04R5	AFV04R5	AFA04R5	AFK41R5/AFK42R5	ARF12030R5
MAD1001030R5	1000	1000	300	AFR03R5	AFG03R5	AFV03R5	AFA03R5	AFK31R5/AFK32R5	ARF10030R5
MAD1201030R5	1200	1000	300	AFR03R5	AFG03R5	AFV03R5	AFA03R5	AFK31R5/AFK32R5	ARF10030R5
MAD1201230R5	1200	1200	300	AFR04R5	AFG04R5	AFV04R5	AFA04R5	AFK41R5/AFK42R5	ARF12030R5
MAD1401030R5	1400	1000	300	AFR03R5	AFG03R5	AFV03R5	AFA03R5	AFK31R5/AFK32R5	ARF10030R5