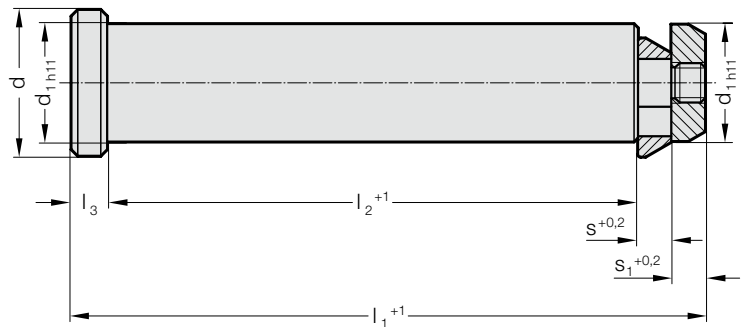
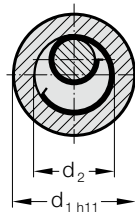


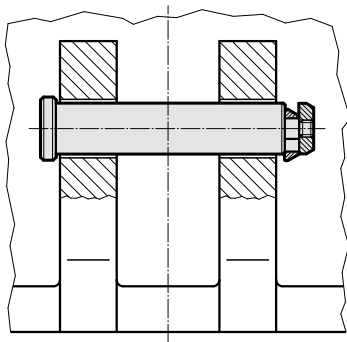
# DIE LIFTING BOLT WITH SAFETY RING AND SPRING, TO VW STANDARD



2132.10.55.



## Mounting example



### Note:

It is important to ensure that there is safety clearance on both outer sides of the cast cheeks and that there is room for installation on one side. The lifting bolt must always be introduced from the outside of the tool towards the middle.

## 2132.10.55. Die lifting bolt with safety ring and spring, to VW standard

Order No	max. carrying capacity (2 lifting flanges) [kg]*	d	d <sub>1</sub>	d <sub>2</sub>	l <sub>1</sub>	l <sub>2</sub>	l <sub>3</sub>	p	s	s <sub>1</sub>
2132.10.55.032	6,400	40	32	21	175	145	10	1.5	10	10
2132.10.55.040	10,000	50	40	28	225	188	10	1.75	14	13
2132.10.55.050	16,000	60	50	36	273	230	11	2.5	16	16
2132.10.55.063	25,000	75	63	45	347	295	14	3	18	20
2132.10.55.076	63,000	95	76	56	422	360	15	3.5	20	27

\*The maximum permissible load capacity is to be calculated such that two bolts on their own are capable of carrying or turning the tool.