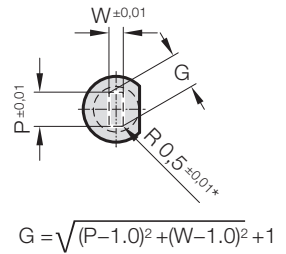
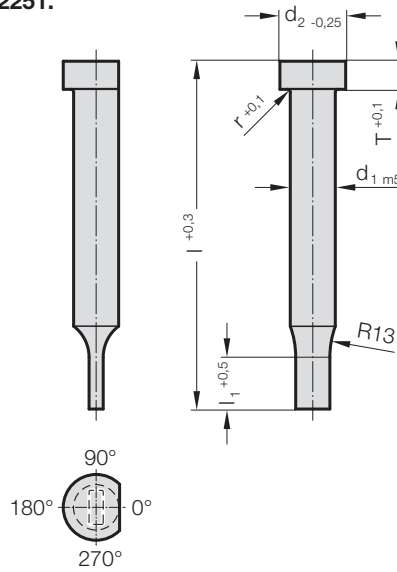


PUNCH, STEPPED, RECTANGLE WITH RADIUSED CORNERS, ISO 8020



2251.



2251. Punch, stepped, rectangle with radiused corners, ISO 8020

d ₁ / Order No	d ₂	W _{min}	G _{max}	l ₁ / Order No	r	T	l / (Order Code character)	71 (D)	80 (E)	90 (F)	100 (G)	120 (J)
3 / (1)	5	1.1	2.9	8 (1) 10 (2)	0.25	3		●	●	●	●	●
4 / (2)	6	1.1	3.9	8 (1) 13 (3)	0.25	3		●	●	●	●	●
5 / (3)	8	1.1	4.9	13 (3) 19 (4)	0.3	5		●	●	●	●	●
6 / (4)	9	1.6	5.9	13 (3) 19 (4)	0.3	5		●	●	●	●	●
8 / (5)	11	2	7.9	19 (4) 25 (5)	0.3	5		●	●	●	●	●
10 / (6)	13	3.5	9.9	19 (4) 25 (5)	0.3	5		●	●	●	●	●
13 / (7)	16	4.5	12.9	19 (4) 25 (5)	0.4	5		●	●	●	●	●
16 / (8)	19	6	15.9	19 (4) 25 (5)	0.4	5		●	●	●	●	●
20 / (9)	23	8	19.9	19 (4) 25 (5)	0.4	5		●	●	●	●	●
25 / (10)	28	10	24.9	19 (4) 25 (5)	0.4	5		●	●	●	●	●
32 / (11)	35	10	31.9	25 (5) 30 (6)	0.4	5		●	●	●	●	●

Material:

HSS

Hardness:

Shaft 64 ± 2 HRC

Head 52 ± 5 HRC

ASP 23 - ASP 2023

upon request

Description of FIBRO materials for tool and die components see at the beginning of Chapter E.

Execution:

Punch head hot upset-forged. Shoulder, shaft and punch shape fine ground.


The anti-rotation surface parallel to P = 0° as standard.

Special dimensions on request.

* For other radius options, see standardised special shapes.

Ordering Code (example):

2251.9F4.1215.1150.B



Angle:

90°

Shape: rectangle with radiused corners, Width W

W = 11,5 mm

Shape: rectangle with radiused corners, Length P

P = 12,15 mm

Punch cutting length: l₁

19 mm

Length: l

90 mm

Diameter: d₁

20 mm

Type:

ISO

Execution:

rectangle with radiused corners

Punch:

without ejector pin

Order Code character

= (B)

Order Code character

= 1150

Order Code character

= 1215

Order No

= (4)

Order Code character

= (F)

Order No

= (9)

Order No

= (1)

Order No

= (5)

Order No

= 22