

GAS SPRING, SMALL DIMENSION AND LOW FORCE

Description:

The gas springs are colour-coded according to the spring force rating ranges 13-25-38-50 daN.

All springs, regardless of their spring force ratings, are of the same design. The differing force ratings result exclusively from the differing charge pressures.

Gas can be added or reduced from below.

Note:

Worn gas springs cannot be repaired, they have to be replaced completely.

Pressure medium: Nitrogen N₂

Max. filling pressure: 180 bar

Min. filling pressure: 20 bar

Working temperature: 0°C to +80°C

Temperature related force increase: ± 0.3%/°C

Max. recommended extensions per minute:

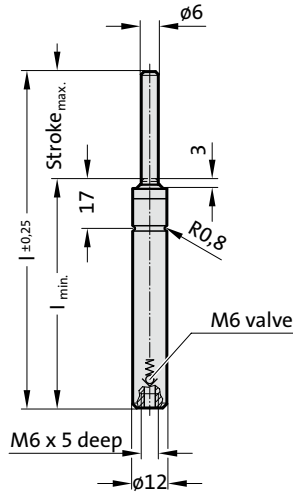
approx. 40 to 100 (at 20°C)

Max. piston speed: 1.6 m/s

Spring forces as per spring diagram.

Upon customers request, also available unfilled, Order No 2482.72.00000...., Colour: black

2482.72.



2482.72. Gas spring, small dimension and low force

| Order No* | Stroke _{max.} | l | l _{min.} |
|-------------------|------------------------|------|-------------------|
| 2482.72.□□□□□.007 | 7 | 56 | 49 |
| 2482.72.□□□□□.010 | 10 | 62 | 52 |
| 2482.72.□□□□□.013 | 12.7 | 67.4 | 54.7 |
| 2482.72.□□□□□.015 | 15 | 72 | 57 |
| 2482.72.□□□□□.019 | 19 | 80 | 61 |
| 2482.72.□□□□□.025 | 25 | 92 | 67 |
| 2482.72.□□□□□.038 | 38 | 118 | 80 |
| 2482.72.□□□□□.050 | 50 | 142 | 92 |
| 2482.72.□□□□□.063 | 63.5 | 172 | 108.5 |
| 2482.72.□□□□□.075 | 75 | 195 | 120 |
| 2482.72.□□□□□.080 | 80 | 205 | 125 |
| 2482.72.□□□□□.100 | 100 | 245 | 145 |
| 2482.72.□□□□□.125 | 125 | 295 | 170 |

*complete with initial spring force

Spring force marking: Initial spring force [daN] - Pressure [bar] - Colour:

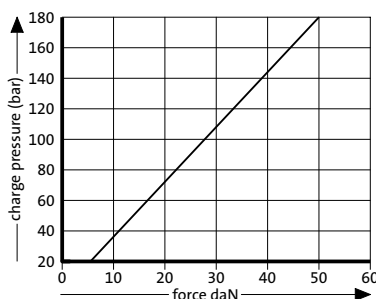
.00013. - 45 - green

.00025. - 90 - blue

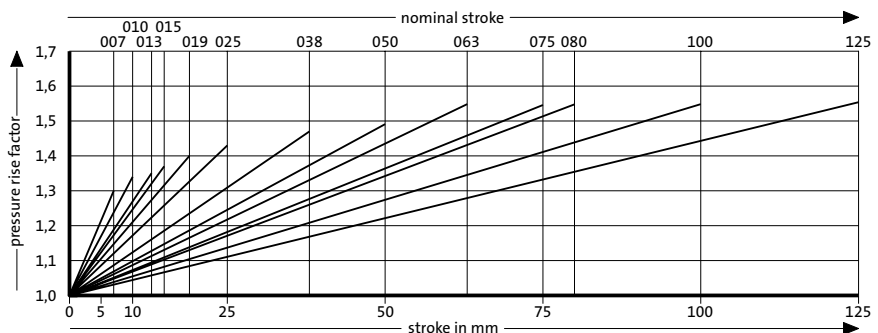
.00038. - 135 - red

.00050. - 180 - yellow

Initial spring force versus charge pressure



Spring force Diagram displacement versus stroke rise



Pressure rise factor accounts for displacement but not external influences!