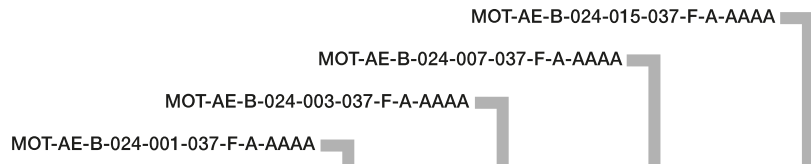




This small DC motor can be powered directly from a power source, such as a battery. It reverses direction by changing the polarity. Typical applications are sensor/camera travel and light-duty format adjustments with drylin® lead screw or toothed belt axes.

- Torque Mn from 0.1 Nm to 1.5 Nm
- Up to 440 RPM
- Can be operated at 12 & 24 VDC

Technical data



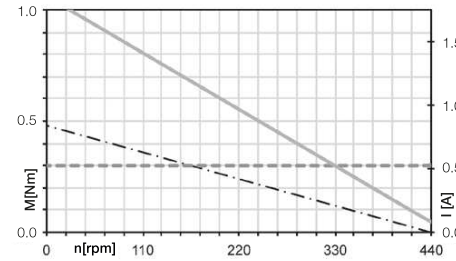
| Motor | | MOT-AE-B-024-001-037-F-A-AAAA | MOT-AE-B-024-003-037-F-A-AAAA | MOT-AE-B-024-007-037-F-A-AAAA | MOT-AE-B-024-015-037-F-A-AAAA |
|--------------------|---------|-------------------------------|-------------------------------|-------------------------------|-------------------------------|
| Maximum voltage | [VDC] | 24 | 24 | 24 | 24 |
| Nominal voltage | [VDC] | 24 | 24 | 24 | 24 |
| Nominal current | [A] | 0.5 | 0.5 | 0.5 | 0.5 |
| Nominal torque | [Nm] | 0.1 | 0.3 | 0.7 | 1.5 |
| Startup torque | [Nm] | 0.3 | 0.5 | 1.0 | 1.8 |
| Idling speed | [1/min] | 440 | 146 | 58 | 22 |
| Rated speed | [1/min] | 350 | 112 | 47 | 17 |
| Shaft load, axial | [N] | 6.8 | 6.8 | 6.8 | 6.8 |
| Shaft load, radial | [N] | 9.8 | 9.8 | 9.8 | 9.8 |
| Reduction gearing | [N] | 10 | 30 | 75 | 200 |

| Weight | | MOT-AE-B-024-001-037-F-A-AAAA | MOT-AE-B-024-003-037-F-A-AAAA | MOT-AE-B-024-007-037-F-A-AAAA | MOT-AE-B-024-015-037-F-A-AAAA |
|----------------|------|-------------------------------|-------------------------------|-------------------------------|-------------------------------|
| Product weight | [kg] | 0.207 | 0.213 | 0.221 | 0.270 |

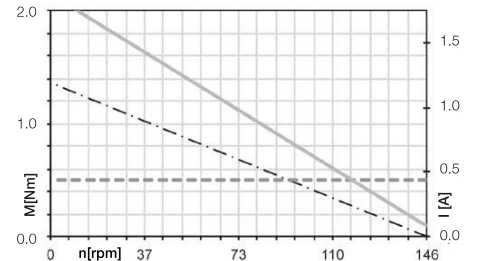
| Operating data | | MOT-AE-B-024-001-037-F-A-AAAA | MOT-AE-B-024-003-037-F-A-AAAA | MOT-AE-B-024-007-037-F-A-AAAA | MOT-AE-B-024-015-037-F-A-AAAA |
|-------------------------------------|------|-------------------------------|-------------------------------|-------------------------------|-------------------------------|
| Ambient temperature | [°C] | -10 up to +60 | | | |
| Max. allowable temperature increase | [°C] | 60 | | | |
| Air humidity (non condensing) | [%] | 85 | | | |
| IP rating - motor housing | | IP30 | | | |
| Operating mode | | S2 (short term operation) | | | |

| Motor connector assignments | |
|-----------------------------|--|
| Low profile connector | Length 7 mm, width 4 mm, thickness 0.45 mm |

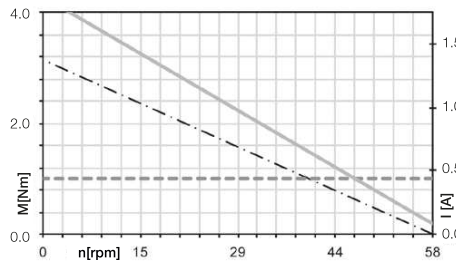
MOT-AE-B-024-001-037-F-A-AAAA



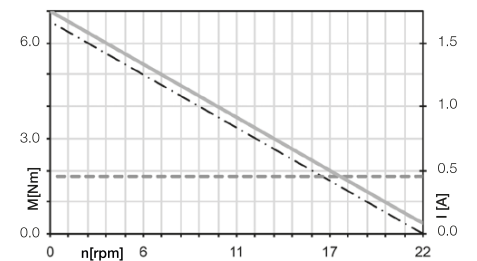
MOT-AE-B-024-003-037-F-A-AAAA



MOT-AE-B-024-007-037-F-A-AAAA

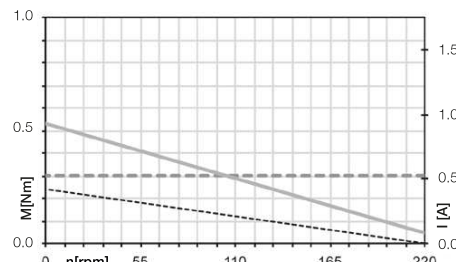


MOT-AE-B-024-015-037-F-A-AAAA

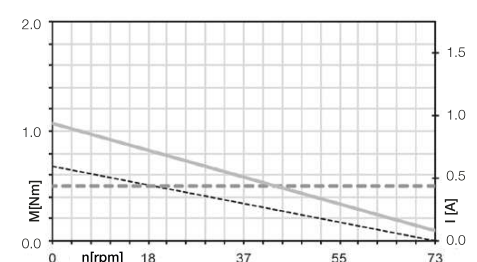


Characteristic curves 12 VDC

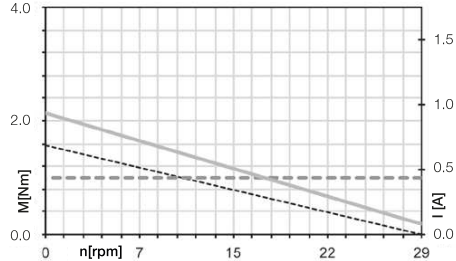
MOT-AE-B-024-001-037-F-A-AAAA



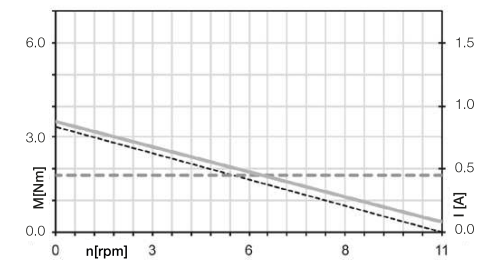
MOT-AE-B-024-003-037-F-A-AAAA



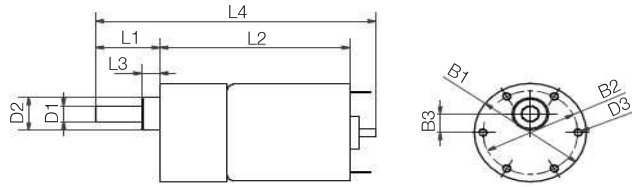
MOT-AE-B-024-007-037-F-A-AAAA



MOT-AE-B-024-015-037-F-A-AAAA



----- Torque - - - - - Max. continuous torque ——— Motor current




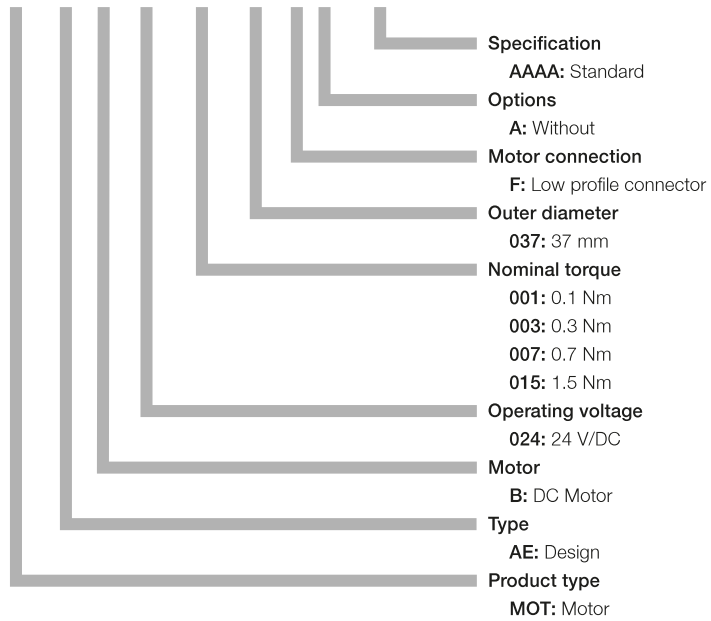
Dimensions [mm]

| Part No. | B1 | B1 | B2 | B3 | D1 | D2 | D3 | L1 | L2 | L3 | L4 |
|-------------------------------|------|------|----|----|----|----|----|------|------|-----|-------|
| MOT-AE-B-024-001-037-F-A-AAAA | 37.0 | 38.0 | 31 | 7 | 6 | 12 | M3 | 21.0 | 59.5 | 6.0 | 92.5 |
| MOT-AE-B-024-003-037-F-A-AAAA | 37.0 | 38.0 | 31 | 7 | 6 | 12 | M3 | 21.0 | 62.0 | 6.0 | 95 |
| MOT-AE-B-024-007-037-F-A-AAAA | 37.0 | 38.0 | 31 | 7 | 6 | 12 | M3 | 21.0 | 64.5 | 6.0 | 97.5 |
| MOT-AE-B-024-015-037-F-A-AAAA | 37.0 | 38.0 | 31 | 7 | 6 | 12 | M3 | 21.0 | 67.0 | 6.0 | 100.0 |



Order key

MOT-AE-B-024-015-037-F-A-AAAA





... Motoren ...

drylin® DC-Getriebemotor mit neuer Leistungsstärke

drylin® Linearachsen können einbaufertig mit DC-Motoren ausgerüstet werden. Durch den neuen DC-Getriebemotor sind einfache Bewegungen mit höheren Lasten möglich. Kombinierbar sind die neuen DC-Motoren mit fast allen drylin® Linearmodulen.

- Drehmoment von 0,02 - 1,8 Nm
- Drehzahlen von 17 - 375 U/min
- Betriebsspannung 12-24 VDC
- Batteriebetrieb möglich

Typische Anwendungsbereiche:

Sensor-/Kamerafahrten, Formatverstellungen, ...

drylin® DC gear motor with new level of performance

drylin® linear axes can be immediately equipped with DC motors. The new DC gear motor enable simple movements with higher loads. The new DC motors can be combined with almost all drylin® linear modules.

- Torque from 0.02 - 1.8 Nm
- Rotational speeds of 17 - 375 rev/min
- Operating voltage 12 - 24 VDC
- Battery operation possible

Typical application areas:

Sensor/camera movements, format adjustments, ...



Bestellnummer Part No.


MOT-AE-B-024-018-042-F-A-AAAA



Lieferbar Available
ab Lager from stock



www.igus.de/drylinE
www.igus.eu/drylinE



... DC Protect

drylin® E geschützte DC Motoren

Mit den geschützten DC Motoren profitieren Anwender doppelt. Ein Motorgehäuse bietet einen sicheren Schutz vor Eindringen von Partikeln aller Art. Gleichzeitig beinhaltet das Gehäuse den passenden Motorstecker für einen einfachen und Tropfwasser geschützten Anschluss.

- Einbaufertig geliefert
- Erhöhte Betriebssicherheit
- Kein Eindringen von Schmutz und Spänen
- Schneller Anschluss über M12 Stecker
- Für alle drylin® E-Linearachsen

Typische Anwendungsbereiche:

Schmutzintensive Arbeitsumgebungen, ...

drylin® E protected DC motors

Users benefit twice from protected DC motors. The housing protects from dirt and contains a compatible jack for a fail-safe connection – even protected from dripping water.

- Delivered ready to fit
- Increased machine reliability
- No penetration of dirt and dust
- Quick connection via M12 connector
- For all drylin® E linear axes

Typical application areas:

Dirty working environment, ...

| Bestellnummer Part No. | Nenn Drehmoment [Nm] nominal torque | Nenn Drehzahl [1/min] Rated speed |
|---------------------------|--|--------------------------------------|
| MOT-DC-37-M-A-A | 0,1 | 350 |
| MOT-DC-37-M-A-B | 0,3 | 112 |
| MOT-DC-37-M-A-D | 0,7 | 47 |
| MOT-DC-37-M-A-H | 1,5 | 17 |
| MOT-DC-36-M-A-D | 0,5 | 192 |
| MOT-DC-42-M-A-D | 1,0 | 252 |
| MOT-DC-42-M-A-F | 1,8 | 96 |



Lieferbar Available
ab Lager from stock