For new constructions:
Series "E4/00"
220/R760 ▶ page 7.14

Series 22 · 23 · R76 "E4/0"

28 | 28



1. Crossbars are removable along both radii
2. Large, rounded crossbars for long cable life
3. Closed and open styles can be combined
4. Hinged snap-open removable lids along outer radius
5. Optimized glide pads
6. Removable lids along inner radius
7. KMA mounting brackets with attachment points on all sides
8. Mounting brackets available both locking and pivoting
9. Integrated strain relief possible

Preis Index

Series 22 · Series 23 · Series R76

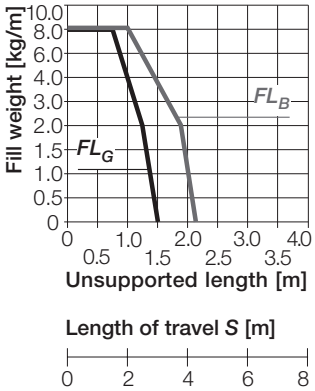

Length of travel *S* [m]

0 2 4 6 8

Unsupported length

FL_G = with straight upper run

FL_B = with permitted sag

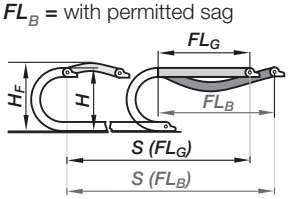

Series 22 crossbars every link



Series 23 crossbars every 2nd link

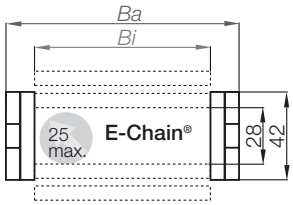

Series R76 fully enclosed E-Tube

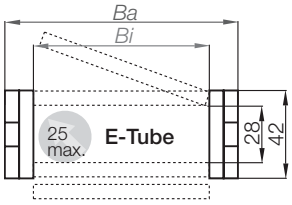

Part No.		*Bi* [mm]	*Ba* [mm]
22/23.040.	☐.0	40	60
22/23/76.050. ..	☐.0	50	70
22/23.062.	☐.0	62	82
22/23.070.	☐.0	70	90
22/23/76.075. ..	☐.0	75	095
22/23/76.100. ..	☐.0	100	120
22/23/76.125. ..	☐.0	125	145
22/23/76.150. ..	☐.0	150	170
22/23/76.175. ..	☐.0	175	195
22/23/76.200. ..	☐.0	200	220
22/23/76.225. ..	☐.0	225	245
22/23/76.250. ..	☐.0	250	270
22/23.275.	☐.0	275	295
22/23/76.300. ..	☐.0	300	320

R [mm] Bending Radii		
055*	063*	075
100	125	150
175	200	250

Radii for all widths!

* Not available for R76

Supplement Part No. with required radius. Example: **22.040.150.0**

Bending radii listed above can be combined with every chain width!

Part No. structure

22.	040.	150.	0

- 0 — Color black
- 150 — Bending radius
- 040 — Width
- 22 — Series

Order example 5,0 m complete E-Chain®

(indicate chain-lengths or number of links)

5,0 m (55 links) **Series 22.040.150.0**

+ 2 separators **2211** assembled each 2nd link

+ 1 set mounting brackets **220.040.12**

igus® E-ChainSystems®
Phone +49- (0) 22 03-96 49-800
Fax +49- (0) 22 03-96 49-222
igus® GmbH
51147 Cologne

For detailed information ▶ www.igus.de/en/22 · www.igus.de/en/23 · www.igus.de/en/R76