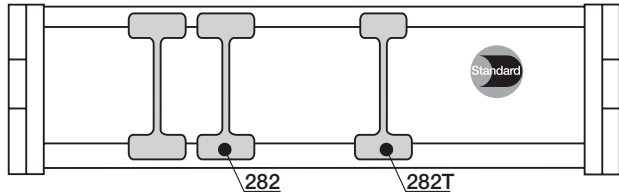
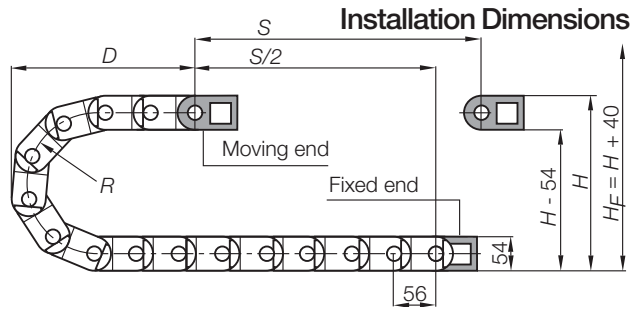


# Series 28 · 29 · R77 "E4/0"

Pitch = 56 mm    Links per m = 18    Chain length =  $S/2 + K$

<b>R</b>	063	075	100	125	150	175	200	220	250	300
<b>H+20</b>	180	205	255	305	355	405	455	495	555	655
<b>D</b>	130	150	175	200	225	250	275	295	325	375
<b>K</b>	340	380	465	550	620	700	780	850	940	1110

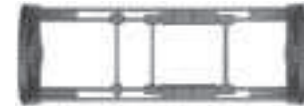
The required clearance height is  $H_F = H + 40$  mm (with 2,0 kg/m fill weight). Please consult igus® if space is particularly restricted.



<b>Vert. Separator (chain)</b>	
unassembled	281
assembled	282
<b>Vert. Separator (tube)</b>	
unassembled	281T
assembled	282T

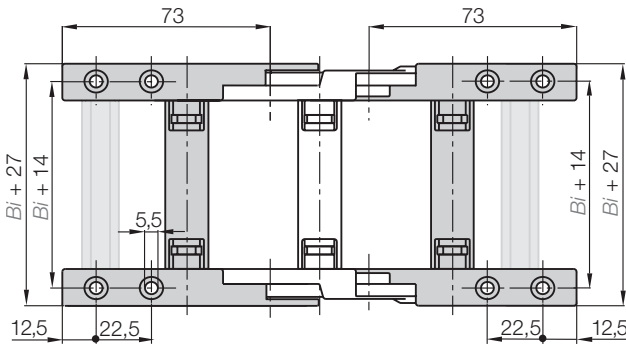
## Interior Separation

(the complete range ▶ 7.22)

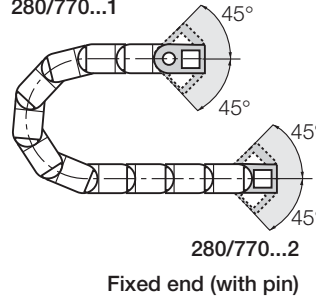


280/770...1  
Moving end


280/770...2  
Fixed end



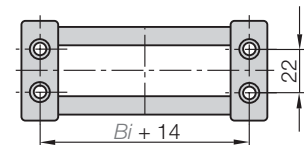
Moving end (with bore)  
280/770...1



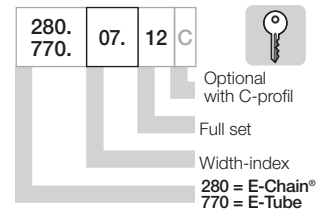
## Mounting Brackets



KMA pivoting - attachment with socket head cap bolt M5 DIN 912-8.8



## Part No. structure



Full set, for both ends:

280.07. 12

Single-part order:

280.07. 1

Mounting bracket with bore

280.07. 2

Mounting bracket with pin

For E-Chain®	Part No. full set		
width-index	optional with C-profile		Bi
.05.	▶ 280/770.05.12	C	50
.06.	▶ 280/770.06.12	C	68
.07.	▶ 280/770.07.12	C	75
.087.	▶ 280/770.087.12	C	87
.10.	▶ 280/770.10.12	C	100
.11.	▶ 280/770.11.12	C	108
.112.	▶ 280/770.112.12	C	112
.12.	▶ 280/770.12.12	C	125
.137.	▶ 280/770.137.12	C	137
.15.	▶ 280/770.15.12	C	150
.162.	▶ 280/770.162.12	C	162
.17.	▶ 280/770.17.12	C	168
.18.	▶ 280/770.18.12	C	175
.187.	▶ 280/770.187.12	C	187
.20.	▶ 280/770.20.12	C	200
.212.	▶ 280/770.212.12	C	212

For E-Chain®	Part No. full set		
width-index	optional with C-profile		Bi
.23.	▶ 280/770.23.12	C	225
.237.	▶ 280/770.237.12	C	237
.25.	▶ 280/770.25.12	C	250
.262.	▶ 280/770.262.12	C	262
.28.	▶ 280/770.28.12	C	275
.29.	▶ 280/770.29.12	C	287
.30.	▶ 280/770.30.12	C	300
.312.	▶ 280/770.312.12	C	312
.325.	▶ 280/770.325.12	C	325
.337.	▶ 280/770.337.12	C	337
.350.	▶ 280/770.350.12	C	350
.362.	▶ 280/770.362.12	C	362
.375.	▶ 280/770.375.12	C	375
.387.	▶ 280/770.387.12	C	387
.400.	▶ 280/770.400.12	C	400



Various interior separation possible    Extension links for very large E-Chains®    Extender crossbars for large hoses    KMA mounting brackets, locking    Steel mounting brackets, locking

## Additional Features

For more features ▶ see link below



E4/0  
Inner height: 32 mm

Phone +49- (0) 22 03-96 49-800  
Fax +49- (0) 22 03-96 49-222



▶ chapter 9