


For new constructions:  
**Series "E4/00"**  
280/290/R770 ▶ page 7.22

# Series 28 · 29 · R77 "E4/0"



igus® E-ChainSystems®



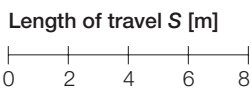
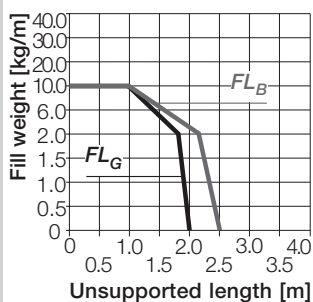
- ❶ Crossbars are removable along both radii
- ❷ Removable lids along inner radius
- ❸ Closed and open styles can be combined
- ❹ Integrated strain relief possible
- ❺ Optimized glide pads
- ❻ Large, rounded crossbars for long cable life
- ❼ E-Tube: hinged snap-open removable lids
- ❽ KMA mounting brackets with attachment points on all sides
- ❾ Mounting brackets available both locking and pivoting

Preis Index



Phone +49- (0) 22 03-96 49-800  
Fax +49- (0) 22 03-96 49-222

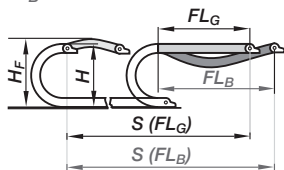
igus® GmbH  
51147 Cologne



Unsupported length

$FL_G$  = with straight upper run

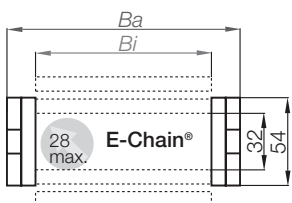
$FL_B$  = with permitted sag



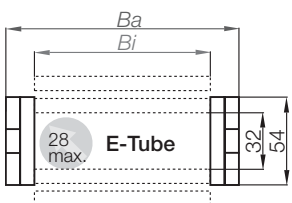
## Series 28 crossbars every link



## Series 29 crossbars every 2<sup>nd</sup> link



## Series R77 fully enclosed E-Tube

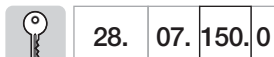


Part No.	$B_i$ [mm]	$B_a$ [mm]	$R$ [mm] Bending Radii
28/29/77.05. . . . . □ .0*	50	73	063** 075** 100**
28/29.06. . . . . □ .0	68	91	125 150 175
28/29/77.07. . . . . □ .0	75	98	200 220 250
28/29.087. . . . . □ .0	87	110	300
28/29/77.10. . . . . □ .0	100	123	Radii for all widths!
28/29/77.11. . . . . □ .0	108	131	
28/29.112. . . . . □ .0	112	136	
28/29/77.12. . . . . □ .0	125	148	
28/29.137. . . . . □ .0	137	161	
28/29/77.15. . . . . □ .0	150	173	
28/29.162. . . . . □ .0	162	186	
28/29/77.17. . . . . □ .0	168	191	
28/29.18. . . . . □ .0	175	198	
28/29.187. . . . . □ .0	187	211	
28/29/77.20. . . . . □ .0	200	223	
28/29.212. . . . . □ .0	212	236	
28/29.23. . . . . □ .0	225	248	
28/29.237. . . . . □ .0	237	261	
28/29/77.25. . . . . □ .0	250	273	
28/29.262. . . . . □ .0	262	286	
28/29.28. . . . . □ .0	275	298	
28/29.29. . . . . □ .0	287	311	
28/29/77.30. . . . . □ .0	300	323	
28/29.312. . . . . □ .0	312	336	
28/29.325. . . . . □ .0	325	348	
28/29.337. . . . . □ .0	337	361	
28/29.350. . . . . □ .0	350	373	
28/29.362. . . . . □ .0	362	386	
28/29.375. . . . . □ .0	375	398	
28/29.387. . . . . □ .0	387	411	
28/29.400. . . . . □ .0	400	423	

\* Removable lid only, no hinged option

\*\* Not available for R77

Part No. structure



Color black  
Bending radius  
Width  
Series

Order example 5,0 m complete E-Chain®

(Indicate chain-lengths or number of links)

5,0 m (90 links) **Series 28.07.150.0**

+ 2 separators **281** assembled each 2<sup>nd</sup> link

+ 1 set mounting brackets with C-profile **280.07.12C**

Supplement Part No. with required radius. Example: 28.07. **150**.0

Bending radii listed above can be combined with every chain width!