


For new constructions:
Series "E4/00"
280/290/R770 ▶ page 7.22

Series 28 · 29 · R77 "E4/0"



igus® E-ChainSystems®



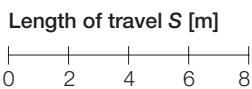
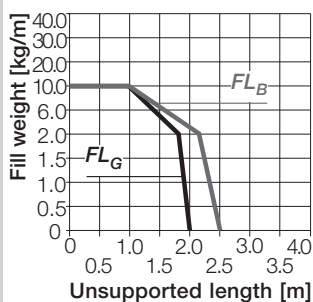
- ① Crossbars are removable along both radii
- ② Removable lids along inner radius
- ③ Closed and open styles can be combined
- ④ Integrated strain relief possible
- ⑤ Optimized glide pads
- ⑥ Large, rounded crossbars for long cable life
- ⑦ E-Tube: hinged snap-open removable lids
- ⑧ KMA mounting brackets with attachment points on all sides
- ⑨ Mounting brackets available both locking and pivoting

Preis Index



Phone +49- (0) 22 03-96 49-800
Fax +49- (0) 22 03-96 49-222

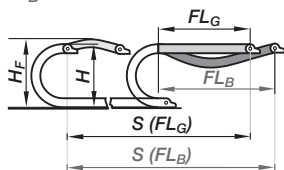
igus® GmbH
51147 Cologne



Unsupported length

FL_G = with straight upper run

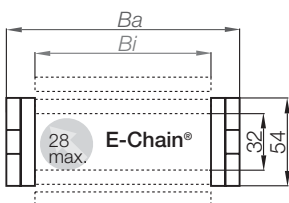
FL_B = with permitted sag



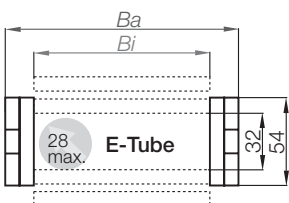
Series 28 crossbars every link



Series 29 crossbars every 2nd link



Series R77 fully enclosed E-Tube



Part No.	B_i [mm]	B_a [mm]	R [mm] Bending Radii
28/29/77.05. □ .0*	50	73	063** 075** 100**
28/29.06. □ .0	68	91	125 150 175
28/29/77.07. □ .0	75	98	200 220 250
28/29.087. □ .0	87	110	300
28/29/77.10. □ .0	100	123	Radii for all widths!
28/29/77.11. □ .0	108	131	
28/29.112. □ .0	112	136	
28/29/77.12. □ .0	125	148	
28/29.137. □ .0	137	161	
28/29/77.15. □ .0	150	173	
28/29.162. □ .0	162	186	
28/29/77.17. □ .0	168	191	
28/29.18. □ .0	175	198	
28/29.187. □ .0	187	211	
28/29/77.20. □ .0	200	223	
28/29.212. □ .0	212	236	
28/29.23. □ .0	225	248	
28/29.237. □ .0	237	261	
28/29/77.25. □ .0	250	273	
28/29.262. □ .0	262	286	
28/29.28. □ .0	275	298	
28/29.29. □ .0	287	311	
28/29/77.30. □ .0	300	323	
28/29.312. □ .0	312	336	
28/29.325. □ .0	325	348	
28/29.337. □ .0	337	361	
28/29.350. □ .0	350	373	
28/29.362. □ .0	362	386	
28/29.375. □ .0	375	398	
28/29.387. □ .0	387	411	
28/29.400. □ .0	400	423	

* Removable lid only, no hinged option

** Not available for R77

Part No. structure

28. 07. 150.0

Color black
Bending radius
Width
Series

Order example 5,0 m complete E-Chain®

(Indicate chain-lengths or number of links)

5,0 m (90 links) **Series 28.07.150.0**

+ 2 separators **281** assembled each 2nd link

+ 1 set mounting brackets with C-profile **280.07.12C**

Supplement Part No. with required radius. Example: 28.07. **150**.0

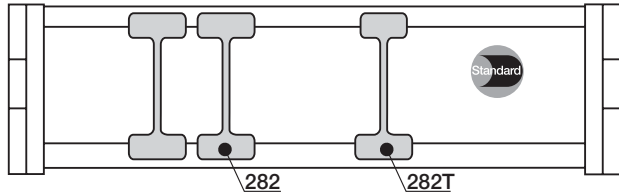
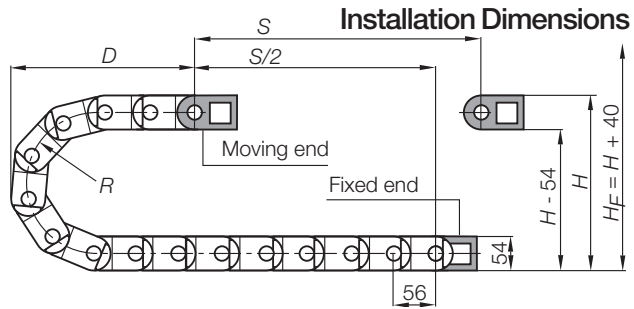
Bending radii listed above can be combined with every chain width!

Series 28 · 29 · R77 "E4/0"

Pitch = 56 mm Links per m = 18 Chain length = $S/2 + K$

R	063	075	100	125	150	175	200	220	250	300
H+20	180	205	255	305	355	405	455	495	555	655
D	130	150	175	200	225	250	275	295	325	375
K	340	380	465	550	620	700	780	850	940	1110

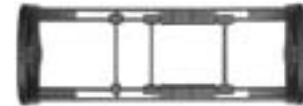
The required clearance height is $H_F = H + 40$ mm (with 2,0 kg/m fill weight). Please consult igus® if space is particularly restricted.



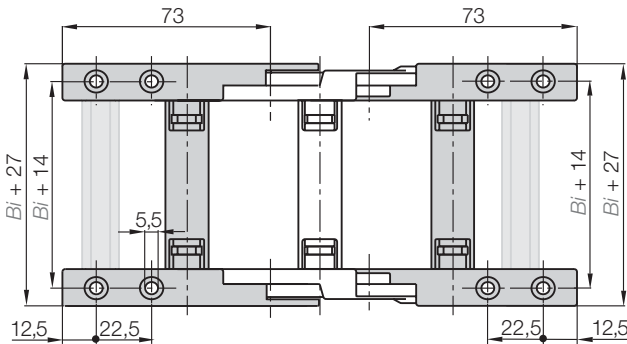
Vert. Separator (chain)	
unassembled	281
assembled	282
Vert. Separator (tube)	
unassembled	281T
assembled	282T

Interior Separation

(the complete range ▶ 7.22)

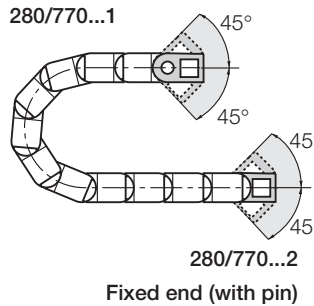


280/770...1 Moving end



280/770...2 Fixed end

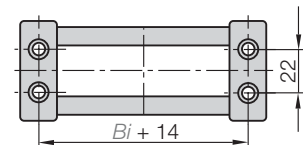
Moving end (with bore)



Mounting Brackets



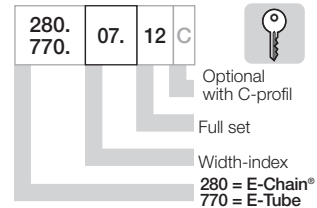
KMA pivoting - attachment with socket head cap bolt M5 DIN 912-8.8



For E-Chain®	Part No. full set	width-index	optional with C-profile	Bi
.05.	▶ 280/770.05.12	C	50	
.06.	▶ 280/770.06.12	C	68	
.07.	▶ 280/770.07.12	C	75	
.087.	▶ 280/770.087.12	C	87	
.10.	▶ 280/770.10.12	C	100	
.11.	▶ 280/770.11.12	C	108	
.112.	▶ 280/770.112.12	C	112	
.12.	▶ 280/770.12.12	C	125	
.137.	▶ 280/770.137.12	C	137	
.15.	▶ 280/770.15.12	C	150	
.162.	▶ 280/770.162.12	C	162	
.17.	▶ 280/770.17.12	C	168	
.18.	▶ 280/770.18.12	C	175	
.187.	▶ 280/770.187.12	C	187	
.20.	▶ 280/770.20.12	C	200	
.212.	▶ 280/770.212.12	C	212	

For E-Chain®	Part No. full set	width-index	optional with C-profile	Bi
.23.	▶ 280/770.23.12	C	225	
.237.	▶ 280/770.237.12	C	237	
.25.	▶ 280/770.25.12	C	250	
.262.	▶ 280/770.262.12	C	262	
.28.	▶ 280/770.28.12	C	275	
.29.	▶ 280/770.29.12	C	287	
.30.	▶ 280/770.30.12	C	300	
.312.	▶ 280/770.312.12	C	312	
.325.	▶ 280/770.325.12	C	325	
.337.	▶ 280/770.337.12	C	337	
.350.	▶ 280/770.350.12	C	350	
.362.	▶ 280/770.362.12	C	362	
.375.	▶ 280/770.375.12	C	375	
.387.	▶ 280/770.387.12	C	387	
.400.	▶ 280/770.400.12	C	400	

Part No. structure



Full set, for both ends:

280.07. 12

Single-part order:

280.07. 1

Mounting bracket with bore

280.07. 2

Mounting bracket with pin



Various interior separation possible Extension links for very large E-Chains® Extender crossbars for large hoses KMA mounting brackets, locking Steel mounting brackets, locking

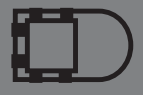
Additional Features

For more features ▶ see link below



E4/0
Inner height: 32 mm

Phone +49- (0) 22 03-96 49-800
Fax +49- (0) 22 03-96 49-222



▶ chapter 9