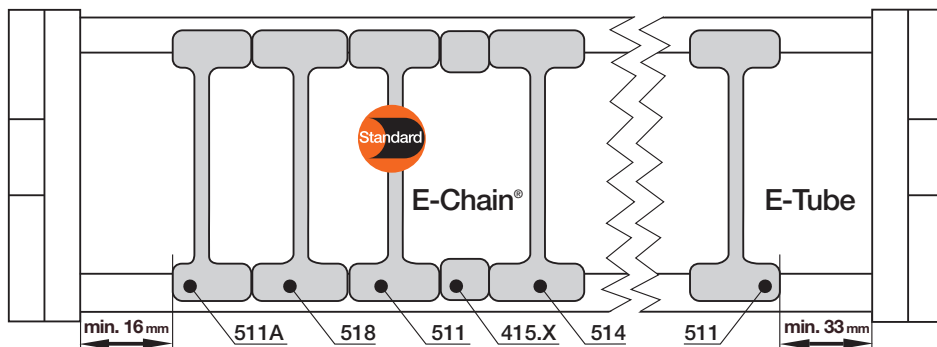




Vertical separators are used if a vertical subdivision is required. In the standard configuration, a separator is mounted at every second link. **Note:** Observe a lateral spacing of at least 33 mm (E-Tube) and 16 mm (E-Chain)!



Vertical separator
501



Spacer
405.XX



Locking separator
504

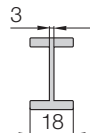


Locking separator
508



Asymmetric
separator 501A

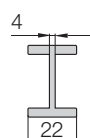
Vertical separator for E-Chains®	
unassembled	501
assembled	511



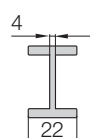
Spacer* for E-Chains®	
unassembled	405.XX
assembled	415.XX



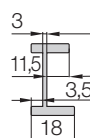
Locking separator for E-Chains®	
unassembled	504
assembled	514



Locking separator for E-Chains®	
unassembled	508
assembled	518



Asymmetric separator for E-Chains®	
unassembled	501A
assembled	511A



*For side-mounted applications

Option 1: Vertical separators and spacers

● **Standard separator 501 for E-Chains®** offers safe stability due to its broad foot design, also when used with thick cables or hoses.

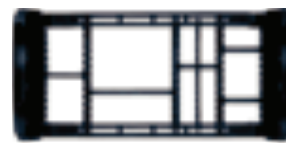
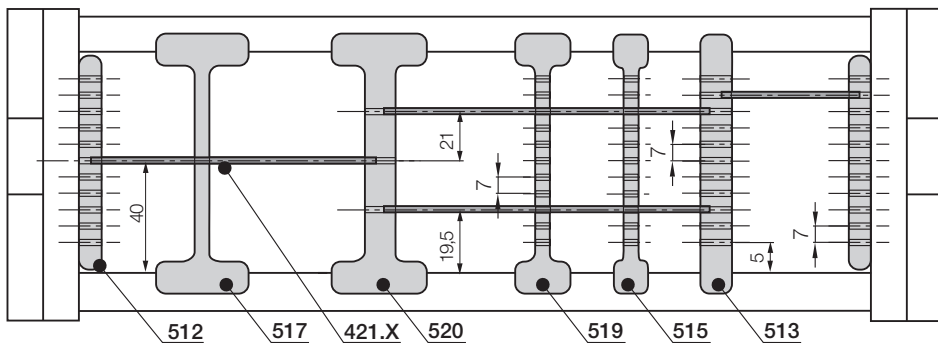
● Separators (e.g. "side mounted") for E-Chains® can be fixed in their position with **spacers 405.XX**. The available inner height will be reduced by 2 mm, per spacer and side. To avoid this, the parts can be assembled on outside of the crossbar (not for long travels) **XX = width of the spacer** (available 10, 15, 20, 30 and 40 mm)

Additionally:

● **Locking separator for E-Chains® 504-** with increased retention force for applications exposed to very high humidity or extreme loads. If locking separators are used, the E-Chain® is more difficult to open

● The **locking separator for E-Chains® 508** is designed for applications exposed to extremely high humidity, for example, at composting plants. The lateral cam serves for uniform alignment of the vertical separators; if these separators are misaligned, they will inevitably get damaged on an attempt to open the E-Chain®.

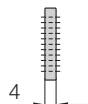
● **Asymmetric separator 501A for E-Chains®** (not for E-Tubes) with an 18-mm base, for combinations between spacers of different widths and vertical separators in side-mounted applications, for instance.



For use with many cables of differing diameters. E-Chains® and E-Tubes can be subdivided both vertically and horizontally. The shelves can be arranged elevator-shifted with different bottoms

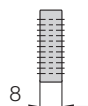
Option 2: Shelves

● **Side plates 502, middle plates 503 and shelves 420.X** form the basic pattern of a shelf system. Shelves of various widths can be arranged at 11 different heights (in 7 mm increments).



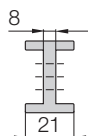
Side plate for E-Chains®/E-Tubes	
unassembled	502
assembled	512

● **Locking vertical separator 510** combined with shelves. Triple slots (only for E-Chains®).



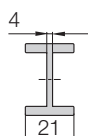
Middle plate for E-Chains®/E-Tubes	
unassembled	503
assembled	513

● **Locking separator 507 slotted** - with increased retention force for applications exposed to very high humidity or extreme loads. The extra retention force is achieved by asymmetric claws for the crossbar. Ensure proper alignment.



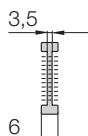
Locking vertical separator for E-Chains®	
unassembled	510
assembled	520

● **Slotted separators 505** are used for very fine subdivisions. However, they cannot be retrofitted into an existing separation system without dismantling the interior separators first.

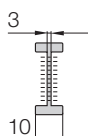


Locking separator for E-Chains®	
unassembled	507
assembled	517

● The unilateral **open slotted separator 509** can be retrofitted into an existing interior separation system without a need for dismantling the interior separators. During an installation of open slotted separators, the top and bottom notches cannot be occupied by shelves.




Slotted separator for E-Chains®/E-Tubes	
unassembled	505
assembled	515



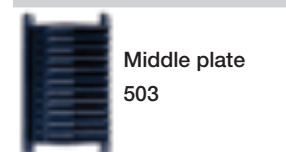
Open slotted separator for E-Chains®/E-Tubes	
unassembled	509
assembled	519

Width X [mm]	Part No. unassembled	Part No. assembled
018	420.18	421.18
023	420.23	421.23
025	420.25	421.25
028	420.28	421.28
033	420.33	421.33
043	420.43	421.43
050	420.50	421.50
062	420.62	421.62

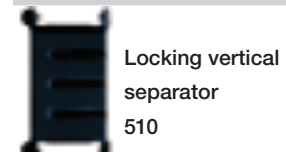
Width X [mm]	Part No. unassembled	Part No. assembled
075	420.75	421.75
088	420.88	421.88
100	420.100	421.100
125	420.125	421.125
150	420.150	421.150
175	420.175	421.175
187	420.187	421.187
200	420.200	421.200



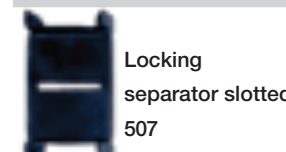
Side plate 502




Middle plate 503



Locking vertical separator 510




Locking separator slotted 507



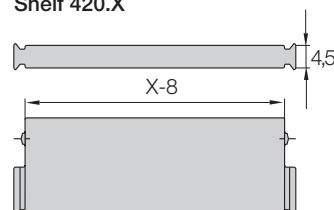
Slotted separator 505



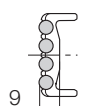
Open slotted separator 509



Shelf 420.X




Additional elements for interior separation



Rollclip	
unassembled	489.27
assembled	490.27

Rollclip - minimizes abrasion of particularly sensitive hoses. The Rollclip is simply clamped onto the opening crossbar. The movable rollers compensate for relative movement between the chain and hose.



System E4/4
Inner height: 80 mm

Phone +49- (0) 22 03-96 49-800
Fax +49- (0) 22 03-96 49-222



▶ page 7.223