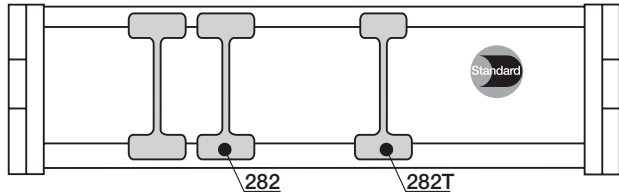
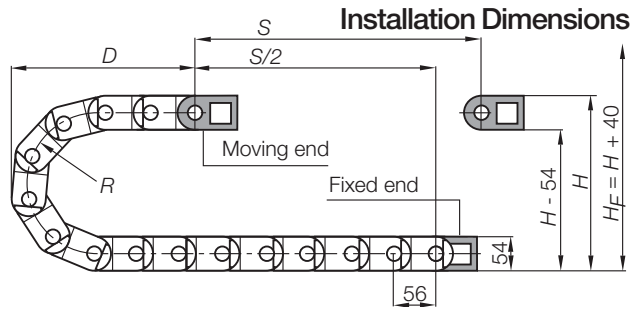


Series 28 · 29 · R77 "E4/0"

Pitch = 56 mm Links per m = 18 Chain length = $S/2 + K$

R	063	075	100	125	150	175	200	220	250	300
H+20	180	205	255	305	355	405	455	495	555	655
D	130	150	175	200	225	250	275	295	325	375
K	340	380	465	550	620	700	780	850	940	1110

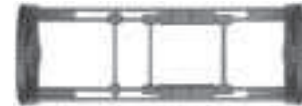
The required clearance height is $H_F = H + 40$ mm (with 2,0 kg/m fill weight). Please consult igus® if space is particularly restricted.



Vert. Separator (chain)	
unassembled	281
assembled	282
Vert. Separator (tube)	
unassembled	281T
assembled	282T

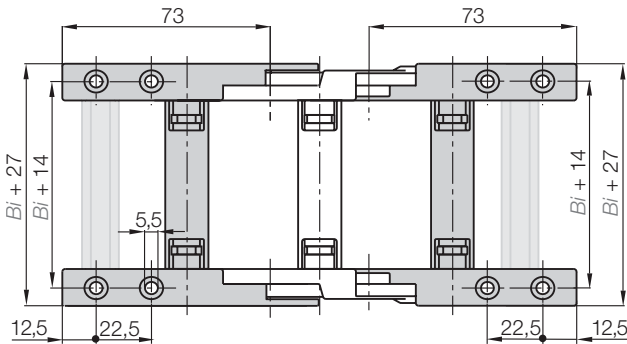
Interior Separation

(the complete range ▶ 7.22)

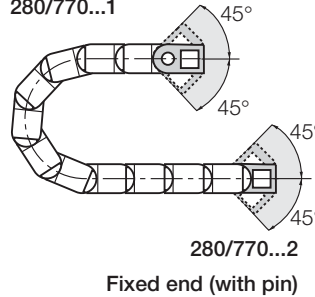


280/770...1
Moving end


280/770...2
Fixed end



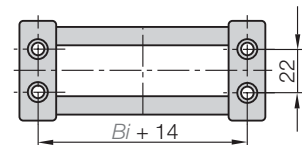
Moving end (with bore)
280/770...1



Mounting Brackets



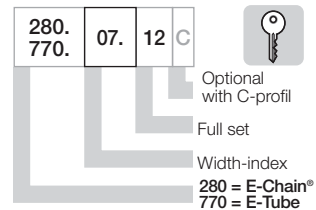
KMA pivoting - attachment with socket head cap bolt M5 DIN 912-8.8



For E-Chain®	Part No. full set	width-index	optional with C-profile	Bi
.05.	▶ 280/770.05.12 C	50		50
.06.	▶ 280/770.06.12 C	68		68
.07.	▶ 280/770.07.12 C	75		75
.087.	▶ 280/770.087.12 C	87		87
.10.	▶ 280/770.10.12 C	100		100
.11.	▶ 280/770.11.12 C	108		108
.112.	▶ 280/770.112.12 C	112		112
.12.	▶ 280/770.12.12 C	125		125
.137.	▶ 280/770.137.12 C	137		137
.15.	▶ 280/770.15.12 C	150		150
.162.	▶ 280/770.162.12 C	162		162
.17.	▶ 280/770.17.12 C	168		168
.18.	▶ 280/770.18.12 C	175		175
.187.	▶ 280/770.187.12 C	187		187
.20.	▶ 280/770.20.12 C	200		200
.212.	▶ 280/770.212.12 C	212		212

For E-Chain®	Part No. full set	width-index	optional with C-profile	Bi
.23.	▶ 280/770.23.12 C	225		225
.237.	▶ 280/770.237.12 C	237		237
.25.	▶ 280/770.25.12 C	250		250
.262.	▶ 280/770.262.12 C	262		262
.28.	▶ 280/770.28.12 C	275		275
.29.	▶ 280/770.29.12 C	287		287
.30.	▶ 280/770.30.12 C	300		300
.312.	▶ 280/770.312.12 C	312		312
.325.	▶ 280/770.325.12 C	325		325
.337.	▶ 280/770.337.12 C	337		337
.350.	▶ 280/770.350.12 C	350		350
.362.	▶ 280/770.362.12 C	362		362
.375.	▶ 280/770.375.12 C	375		375
.387.	▶ 280/770.387.12 C	387		387
.400.	▶ 280/770.400.12 C	400		400

Part No. structure



Full set, for both ends:

280.07. 12

Single-part order:

280.07. 1

Mounting bracket with bore

280.07. 2

Mounting bracket with pin



Various interior separation possible

Extension links for very large E-Chains®

Extender crossbars for large hoses

KMA mounting brackets, locking

Steel mounting brackets, locking

For more features ▶ see link below



Additional Features

▶ chapter 9