

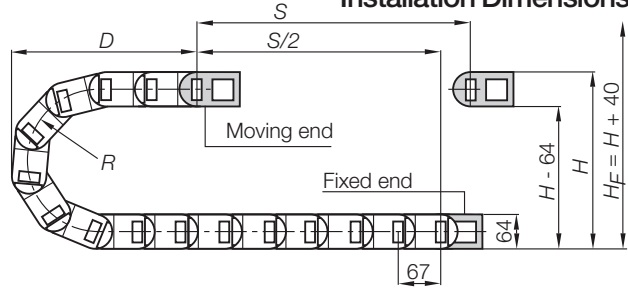
# Series 38 · 39 · R78 "E4/0"

Pitch = 67 mm    Links per m = 15    Chain length =  $S/2 + K$

<b>R</b>	075	100	115	125	150	170	200	215	250	300	350
<b>H+25</b>	215	265	295	315	365	405	465	495	565	665	765
<b>D</b>	174	199	214	224	249	269	299	314	349	399	449
<b>K</b>	370	450	500	530	610	670	765	810	920	1080	1235

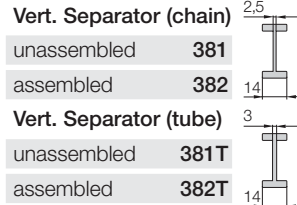
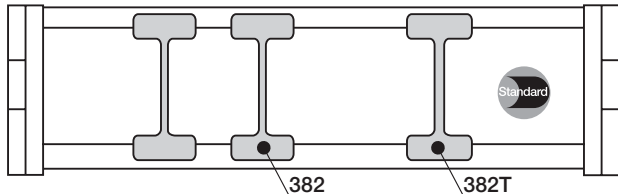
The required clearance height is  $H_F = H + 40$  mm (with 2,0 kg/m fill weight). Please consult igus® if space is particularly restricted.

## Installation Dimensions



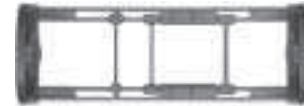
42

Inner height: 42 mm



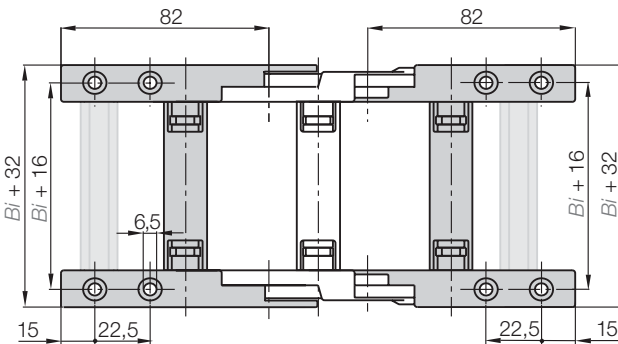
## Interior Separation

(the complete range ▶ 7.32)

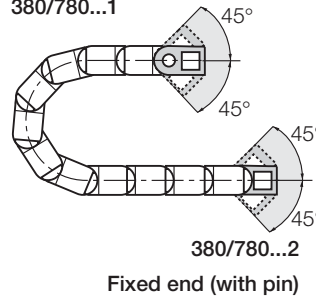


380/780...1  
Moving end


380/780...2  
Fixed end



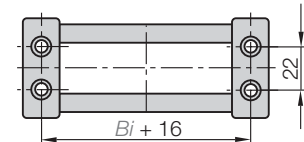
Moving end (with bore)  
380/780...1



## Mounting Brackets



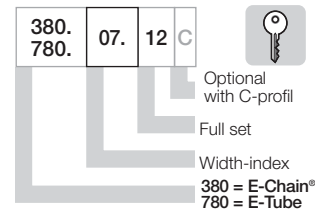
KMA pivoting - attachment with socket head cap bolt M6 DIN 912-8.8



For E-Chain®	Part No. full set	$B_i$
width-index	optional with C-profile	[mm]
.05.	▶ 380/780.05.12 C	50
.06.	▶ 380/780.06.12 C	68
.07.	▶ 380/780.07.12 C	75
.087.	▶ 380/780.087.12 C	87
.10.	▶ 380/780.10.12 C	100
.11.	▶ 380/780.11.12 C	108
.112.	▶ 380/780.112.12 C	112
.12.	▶ 380/780.12.12 C	125
.137.	▶ 380/780.137.12 C	137
.15.	▶ 380/780.15.12 C	150
.162.	▶ 380/780.162.12 C	162
.17.	▶ 380/780.17.12 C	168
.18.	▶ 380/780.18.12 C	175
.187.	▶ 380/780.187.12 C	187
.20.	▶ 380/780.20.12 C	200
.212.	▶ 380/780.212.12 C	212

For E-Chain®	Part No. full set	$B_i$
width-index	optional with C-profile	[mm]
.23.	▶ 380/780.23.12 C	225
.237.	▶ 380/780.237.12 C	237
.25.	▶ 380/780.25.12 C	250
.262.	▶ 380/780.262.12 C	262
.28.	▶ 380/780.28.12 C	275
.29.	▶ 380/780.29.12 C	287
.30.	▶ 380/780.30.12 C	300
.312.	▶ 380/780.312.12 C	312
.325.	▶ 380/780.325.12 C	325
.337.	▶ 380/780.337.12 C	337
.350.	▶ 380/780.350.12 C	350
.362.	▶ 380/780.362.12 C	362
.375.	▶ 380/780.375.12 C	375
.387.	▶ 380/780.387.12 C	387
.400.	▶ 380/780.400.12 C	400

## Part No. structure



Full set, for both ends:

380.07. 12

Single-part order:

380.07. 1

Mounting bracket with bore

380.07. 2

Mounting bracket with pin



Various interior separation possible    Extension links for very large E-Chains®    Extender crossbars for large hoses    KMA mounting brackets, locking    Steel mounting brackets, locking

## Additional Features

For more features ▶ see link below

