


For new constructions:
Series "E4/00"
380/390/R780 ▶ page 7.32

Series 38 · 39 · R78 "E4/0"



igus® E-ChainSystems®



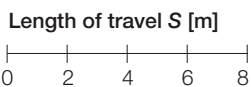
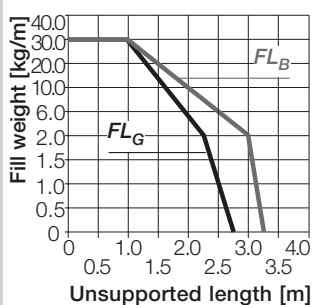
- ❶ Crossbars are removable along both radii
- ❷ Mounting brackets available both locking and pivoting
- ❸ Closed and open styles can be combined
- ❹ E-Tube: hinged snap-open removable lids
- ❺ KMA mounting brackets with attachment points on all sides
- ❻ Optimized glide pads
- ❼ Large, rounded crossbars for long cable life
- ❽ Integrated strain relief possible

Price index



Phone +49- (0) 22 03-96 49-800
Fax +49- (0) 22 03-96 49-222

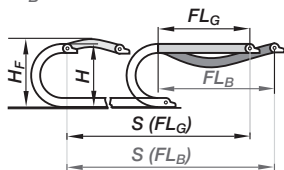
igus® GmbH
51147 Cologne




Unsupported length

FL_G = with straight upper run

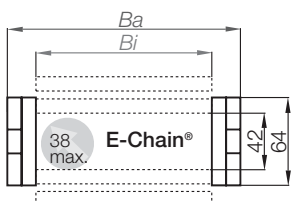
FL_B = with permitted sag



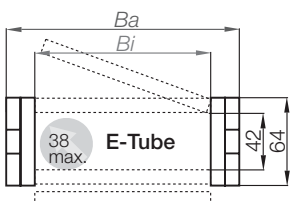
Series 38 crossbars every link



Series 39 crossbars every 2nd link



Series R78 fully enclosed E-Tube



Part No.	B_i [mm]	B_a [mm]	R [mm]	Bending Radii
38/39/78.05. ... □.0*	50	77	75**	100** 115**
38/39.06. □.0	68	95	125	150 170
38/39/78.07. ... □.0	75	102	200	215 250
38/39.087. □.0	87	115	300	350
38/39/78.10. ... □.0	100	127	Radii for all widths!	
38/39/78.11. ... □.0	108	135		
38/39.112. □.0	112	140		
38/39/78.12. ... □.0	125	152		
38/39.137. □.0	137	165		
38/39/78.15. ... □.0	150	177		
38/39.162. □.0	162	190		
38/39/78.17. ... □.0	168	195		
38/39.18. □.0	175	202		
38/39.187. □.0	187	215		
38/39/78.20. ... □.0	200	227		
38/39.212. □.0	212	240		
38/39.23. □.0	225	252		
38/39.237. □.0	237	265		
38/39/78.25. ... □.0	250	277		
38/39.262. □.0	262	290		
38/39.28. □.0	275	302		
38/39.29. □.0	287	315		
38/39/78.30. ... □.0	300	327		
38/39.312. □.0	312	340		
38/39.325. □.0	325	352		
38/39.337. □.0	337	365		
38/39.350. □.0	350	377		
38/39.362. □.0	362	390		
38/39.375. □.0	375	403		
38/39.387. □.0	387	415		
38/39.400. □.0	400	427		

* Removable lid only, no hinged option

** Not available for R78

Part No. structure



Color black
Bending radius
Width
Series

Order example 5,0 m complete E-Chain®

(Indicate chain-lengths or number of links)

5,0 m (75 links) **Series 38.07.150.0**

+ 2 separators **381** assembled each 2nd link

+ 1 set mounting brackets with C-profile **380.07.12C**

Supplement Part No. with required radius. Example: 38.07.150.0

Bending radii listed above can be combined with every chain width!