


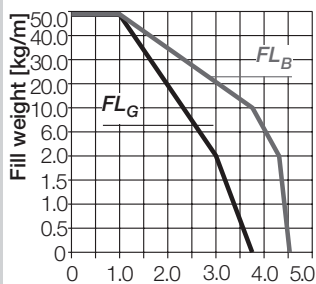
For new constructions:
Series "E4/00"
400/410/R880 ▶ page 7.42

Series 40 · 41 · R88 "E4/0"

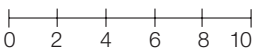


- ❶ Crossbars are removable along both radii
- ❷ Closed and open styles can be combined
- ❸ Integrated strain relief possible
- ❹ E-Tube: hinged snap-open removable lids
- ❺ Mounting brackets available both locking and pivoting
- ❻ KMA mounting brackets with attachment points on all sides
- ❼ Optimized glide pads

Price index



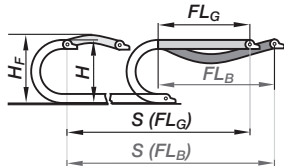
Length of travel S [m]



Unsupported length

FL_G = with straight upper run

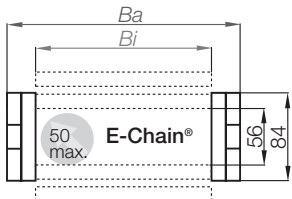
FL_B = with permitted sag



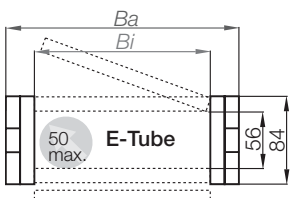
Series 40 crossbars every link



Series 41 crossbars every 2nd link



Series R88 fully enclosed E-Tube



| Part No. | B_i [mm] | B_a [mm] | R [mm] Bending Radii | |
|-------------------|------------|------------|------------------------|---------------|
| 40/41.05. | .0 | 50 | 86 | 135** 150 175 |
| 40/41.06. | .0 | 65 | 101 | 200 240 250 |
| 40/41/88.07. | .0* | 75 | 111 | 300 350 400 |
| 40/41/88.10. | .0 | 100 | 136 | 500 |
| 40/41.11. | .0 | 112 | 149 | |
| 40/41/88.12. | .0 | 125 | 161 | |
| 40/41.13. | .0 | 137 | 174 | |
| 40/41/88.15. | .0 | 150 | 186 | |
| 40/41.16. | .0 | 162 | 199 | |
| 40/41.17. | .0 | 175 | 211 | |
| 40/41.18. | .0 | 187 | 224 | |
| 40/41/88.20. | .0 | 200 | 236 | |
| 40/41.21. | .0 | 212 | 249 | |
| 40/41.22. | .0 | 225 | 261 | |
| 40/41.23. | .0 | 237 | 274 | |
| 40/41/88.25. | .0 | 250 | 286 | |
| 40/41.26. | .0 | 262 | 299 | |
| 40/41/88.27. | .0 | 275 | 311 | |
| 40/41.28. | .0 | 287 | 324 | |
| 40/41/88.30. | .0 | 300 | 336 | |
| 40/41.31. | .0 | 312 | 349 | |
| 40/41.32. | .0 | 325 | 361 | |
| 40/41.33. | .0 | 337 | 374 | |
| 40/41/88.35. | .0 | 350 | 386 | |
| 40/41.36. | .0 | 362 | 399 | |
| 40/41.37. | .0 | 375 | 411 | |
| 40/41.38. | .0 | 387 | 424 | |
| 40/41/88.40. | .0 | 400 | 436 | |
| 40/41.41. | .0 | 412 | 449 | |
| 40/41.42. | .0 | 425 | 461 | |
| 40/41.43. | .0 | 437 | 474 | |
| 40/41.45. | .0 | 450 | 486 | |
| 40/41/88.46. | .0 | 462 | 499 | |
| 40/41.47. | .0 | 475 | 511 | |
| 40/41.48. | .0 | 487 | 524 | |
| 40/41.50. | .0 | 500 | 536 | |
| 40/41.51. | .0 | 512 | 549 | |
| 40/41.52. | .0 | 525 | 561 | |
| 40/41.53. | .0 | 537 | 574 | |
| 40/41.55. | .0 | 550 | 586 | |
| 40/41.60. | .0 | 600 | 636 | |

Radii for all widths!

* Removable lid only, no hinged option
** Not available for R88

Supplement Part No. with required radius. Example: 40.20.150.0
Bending radii listed above can be combined with every chain width!

Part No. structure



Color black
Bending radius
Width
Series

Order example 5,0 m complete E-Chain®
(Indicate chain-lengths or number of links)

5,0 m (55 links) **Series 40.20.150.0**

+ 2 separators **411** assembled each 2nd link

+ 1 set mounting brackets with C-profile **400.20.12C**