


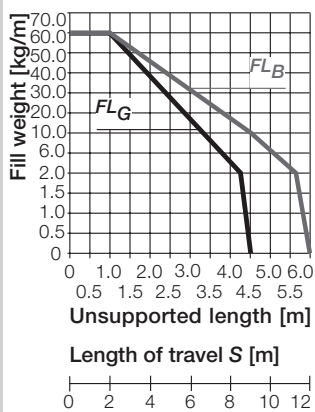
For new constructions:  
**Series "E4/4"**  
5050/5150/R9850 ▶ page 7.116

# Series 50 · 51 · R98 "E4/0"



- ❶ Crossbars are removable along both radii
- ❷ Closed and open styles can be combined
- ❸ Integrated strain relief possible
- ❹ E-Tube: hinged snap-open removable lids
- ❺ Removable lids along inner radius
- ❻ Mounting brackets available both locking and pivoting
- ❼ KMA mounting brackets with attachment points on all sides

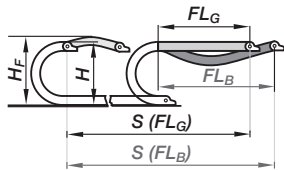
Price index



Unsupported length

$FL_G$  = with straight upper run

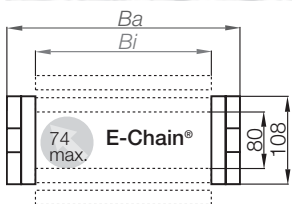
$FL_B$  = with permitted sag



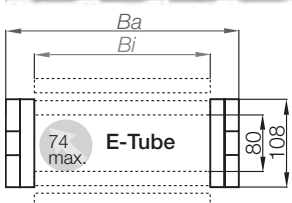
## Series 50 crossbars every link



## Series 51 crossbars every 2<sup>nd</sup> link



## Series R98 fully enclosed E-Tube



Part No.	$B_i$ [mm]	$B_a$ [mm]	$R$ [mm]	Bending Radii
50/51.05. ....	50	100	150**	200 250
50/51.06. ....	65	115	300	350 400
50/51/98.07. ....	75	125	500	550 600
50/51/98.10. ....	100	150	650	1000
50/51.11. ....	112	163	Radii for all widths!	
50/51/98.12. ....	125	175		
50/51.13. ....	137	188		
50/51/98.15. ....	150	200		
50/51.16. ....	162	213		
50/51.17. ....	175	225		
50/51.18. ....	187	238		
50/51/98.20. ....	200	250		
50/51.21. ....	212	263		
50/51.22. ....	225	275		
50/51.23. ....	237	288		
50/51/98.25. ....	250	300		
50/51.26. ....	262	313		
50/51/98.27. ....	275	325		
50/51.28. ....	287	338		
50/51/98.30. ....	300	350		
50/51.31. ....	312	363		
50/51.32. ....	325	375		
50/51.33. ....	337	388		
50/51/98.35. ....	350	400		
50/51.36. ....	362	413		
50/51.37. ....	375	425		
50/51.38. ....	387	438		
50/51/98.40. ....	400	450		
50/51.41. ....	412	463		
50/51.42. ....	425	475		
50/51.43. ....	437	488		
50/51.45. ....	450	500		
50/51/98.46. ....	462	513		
50/51.47. ....	475	525		
50/51.48. ....	487	538		
50/51.50. ....	500	550		
50/51.51. ....	512	563		
50/51.52. ....	525	575		
50/51.53. ....	537	588		
50/51.55. ....	550	600		
50/51.60. ....	600	650		

\* Removable lid only, no hinged option

\*\* Not available for R98

Supplement Part No. with required radius. Example: 50.25.250.0  
Bending radii listed above can be combined with every chain width!

### Part No. structure



Color black  
Bending radius  
Width  
Series

Order example 5,0 m complete E-Chain®  
(Indicate chain-lengths or number of links)

5,0 m (55 links) **Series 50.25.250.0**

+ 2 separators **511** assembled each 2<sup>nd</sup> link

+ 1 set mounting brackets with C-profile **500.25.12C**