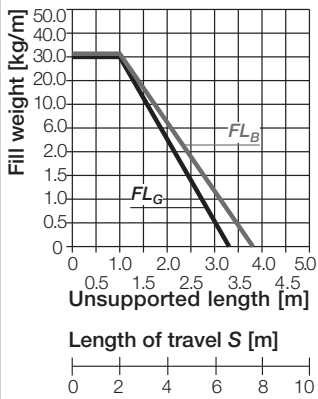


Price index
● ● ●
Series 38022

- ❶ 10 mm of increased inner height in comparison to Series 380
- ❷ Stop dog with "brake" for noise reduction
- ❸ Locking and pivoting mounting brackets available
- ❹ Please note: Suitable only conditionally for long travels
- ❺ Crossbars are removable along both radii
- ❻ Optimized glide pads
- ❼ Wide, rounded plastic crossbars - cable friendly
- ❽ Integrated strain relief possible
- ❾ KMA mounting brackets with attachment points on all sides
- ❿ Custom-made e-chains® with reverse bending radius
"RBR" available for circular movements

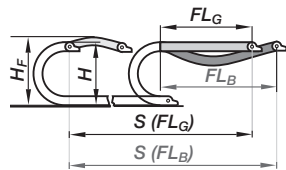
Phone +49- (0) 22 03-96 49-800
Fax +49- (0) 22 03-96 49-222

igus® GmbH
51147 Cologne

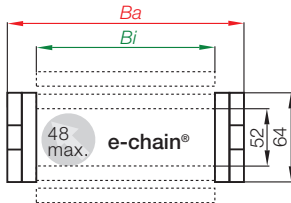


Unsupported length

FL_G = with straight upper run
FL_B = with permitted sag



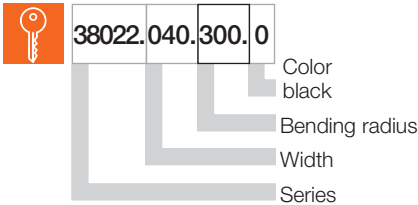
Series 38022 - crossbars every link



Part No.	Bi [mm]	Ba [mm]	R [mm] Bending Radii
38022.040. [] .0	40	66	075 100 115
38022.050. [] .0	50	76	125 150 170
38022.062. [] .0	62	88	200 215 250
38022.070. [] .0	70	96	300 350
38022.075. [] .0	75	101	Radii for all widths!
38022.087. [] .0	87	113	
38022.100. [] .0	100	126	
38022.125. [] .0	125	151	
38022.150. [] .0	150	176	
38022.175. [] .0	175	201	
38022.200. [] .0	200	226	
38022.225. [] .0	225	251	
38022.250. [] .0	250	276	
38022.275. [] .0	275	301	
38022.300. [] .0	300	326	

Supplement Part No. with required radius. Example: 38022.040. [300].0
Bending radii listed above can be combined with every chain width!

Part No. structure



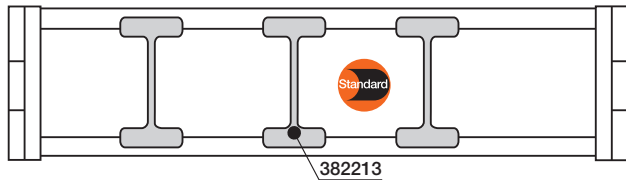
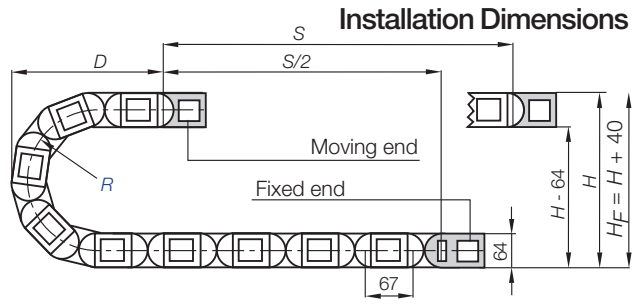
Order example 5,0 m complete e-chain®
(indicate chain-lengths or number of links)

- 5,0 m (75 links) **Series 38022.040.300.0**
- + 2 separators **382213** assembled each 2nd link
- + 1 set KMA mounting brackets **38022.040.1.12.C**
(with odd numbers of links and integrated C-profile)

Pitch = 67 mm Links per m = 15 e-chain® length = $S/2 + K$

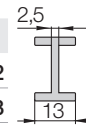
R	075	100	115	125	150	170	200	215	250	300	350
H_{+25}^0	215	265	295	315	365	405	465	495	565	665	765
D	174	199	214	224	249	269	299	314	349	399	449
K	370	450	500	530	610	670	765	810	920	1080	1235

The required clearance height is $H_f = H + 40$ mm (bei 2,0 kg/m Zusatzlast). Please consult igus® if space is particularly restricted.



Vertical separator

unassembled **382212**
assembled **382213**



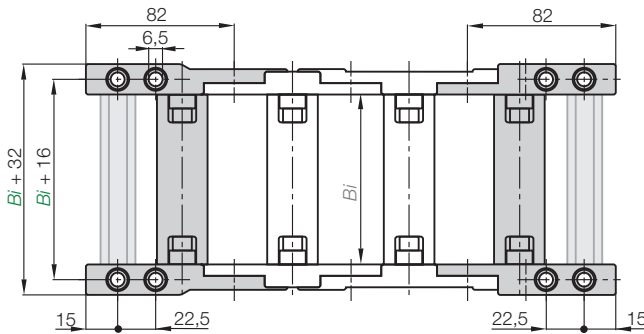
Interior Separation

Full program ▶ page 12.16

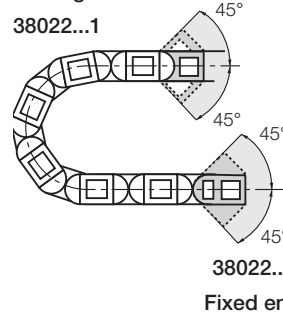


38022...2
Fixed end

38022...1
Moving end



Moving end
38022...1

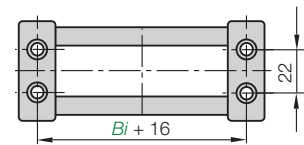


Mounting Brackets



KMA pivoting - mounting with
M6 socket head cup bolt

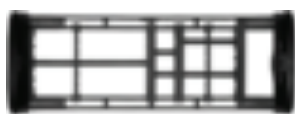
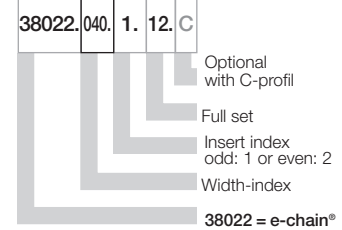
(KMA = Polymer Metal Mounting Bracket)



For e-chain® width-index	Part No. full set optional with C-profile	Bi [mm]
.040. ▶	38022.040.□.12	40
.050. ▶	38022.050.□.12	50
.062. ▶	38022.062.□.12	62
.070. ▶	38022.070.□.12	70
.075. ▶	38022.075.□.12	75
.087. ▶	38022.087.□.12	87
.100. ▶	38022.100.□.12	100
.125. ▶	38022.125.□.12	125

For e-chain® width-index	Part No. full set optional with C-profile	Bi [mm]
.150. ▶	38022.150.□.12	150
.175. ▶	38022.175.□.12	175
.200. ▶	38022.200.□.12	200
.225. ▶	38022.225.□.12	225
.250. ▶	38022.250.□.12	250
.275. ▶	38022.275.□.12	275
.300. ▶	38022.300.□.12	300

Part No. structure



Interior separation with locking shelves



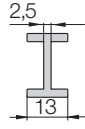
Optional: Mounting bracket KMA, locking, Part No. 39022.XX

Additional Features

System E4/00
Inner height: 52 mm

Phone +49- (0) 22 03-96 49-800
Fax +49- (0) 22 03-96 49-222

Vertical separator	
unassembled	382212
assembled	382213

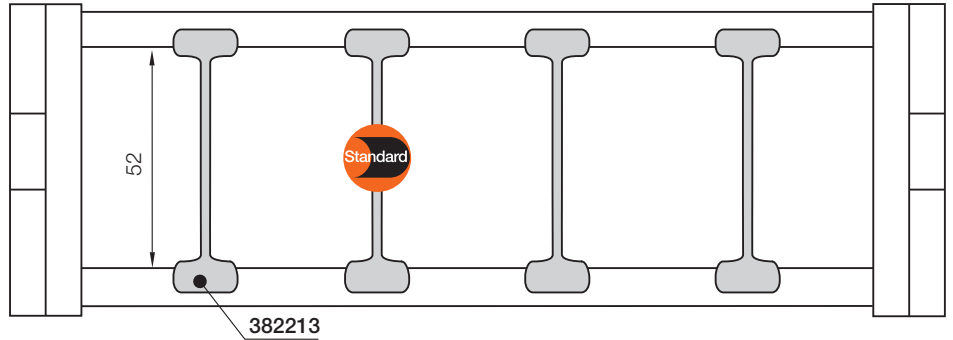


Option 1: Vertical separator

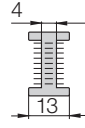
Vertical separators are used if a vertical subdivision of the e-chain® interior is required -

By standard vertical separators are assembled every other e-chain® link

- Standard separator 382212 for e-chains® offers safe stability due to its wide base design, also when used with thick cables or hoses



Separator, slotted	
unassembled	38221
assembled	38222

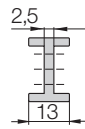


Option 2: Shelves

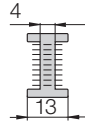
For applications involving many cables with different diameters. The Shelves can be arranged elevator-shifted with different bottoms within the entire e-chain® width

- Shelf 2210.X can be combined with Separator, slotted 38221, Locking separator 38228, Locking vertical separator 382214, Side plate 3822 and Slotted separator 38225

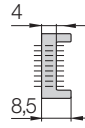
Locking separator	
unassembled	38228
assembled	38229



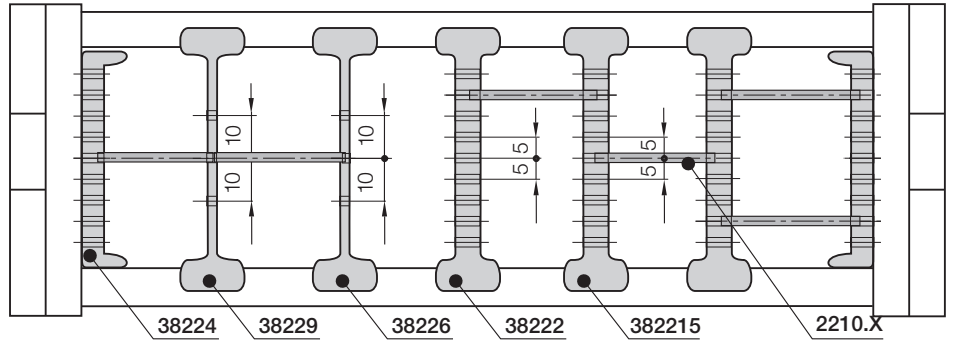
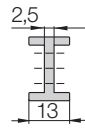
Locking vertical separator	
unassembled	382214
assembled	382215



Side plate	
unassembled	38223
assembled	38224



Slotted separator	
unassembled	38225
assembled	38226



Width X [mm]	Part No. unassembled	Part No. assembled
18	2200.18	2210.18
23	2200.23	2210.23
28	2200.28	2210.28
33	2200.33	2210.33
38	2200.38	2210.38
43	2200.43	2210.43
48	2200.48	2210.48

Width X [mm]	Part No. unassembled	Part No. assembled
58	2200.58	2210.58
68	2200.68	2210.68
73	2200.73	2210.73
88	2200.88	2210.88
99	2200.99	2210.99
124	2200.124	2210.124
149	2200.149	2210.149

