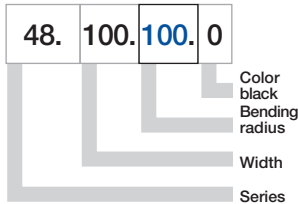


Part No. structure



Series R48 - snap-open along outer radius

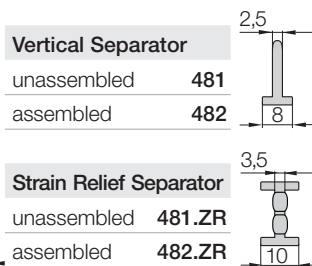
Part No.	B_i [mm]	B_a [mm]	R [mm]	Bending radii								Weight [kg/m]
48.025.□.0	25	36	060	075	100	125	150	175	200	250	≈ 0,64	
48.050.□.0	50	61	060	075	100	125	150	175	200	250	≈ 0,84	
48.075.□.0	75	86	060	075	100	125	150	175	200	250	≈ 1,03	
48.100.□.0	100	111	060	075	100	125	150	175	200	250	≈ 1,23	
48.130.□.0	130	141	060	075	100	125	150	175	200	250	≈ 1,46	

Supplement Part No. with required radius. Example: 48.100.□100.0

0 = standard color, other colors ► page 1.39 · Pitch = 30,3 mm/link - Links/m = 33



E2 E-Tubes | R | Series R48 | Accessories | Interior Separation

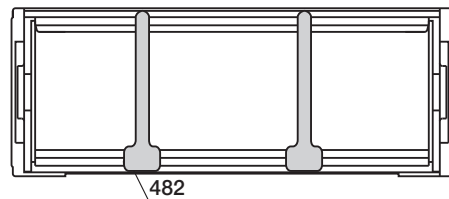


Option 1: Vertical Separators

Vertical Separators are used if a vertical subdivision of the E-Chain® interior is required -

By standard Vertical Separators are assembled every other E-Chain® link

- Standard subdivision with Vertical Separator 482
- Strain Relief Separator 482.ZR, integrable in the mounting bracket, to position at any point



Hot Chips up to 850°C

E-Tubes that repel hot chips, up to 850 °C. Some applications, depending on amount and size of the chips, can burn or melt the surface. That is no longer the case with the igus® "igumid HT" material.

Order example - Full E-Tube made of HT*: **48.100.100.0.HT**

Order example - Lids made of HT: **48.100HT.100.0**

*for long travels upon request

Delivery time up to 4 weeks! Further Information: www.igus.de/en/HT

