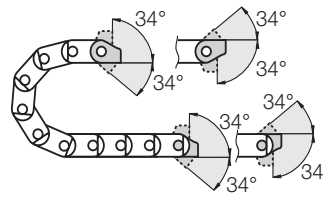



The Standard - one-piece mounting brackets - pivoting

- Recommended for unsupported and gliding applications
- Well suited for tight installation conditions
- Integrated multilevel strain relief
- Easy to assembly
- Various mounting positions

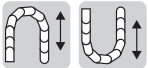
Moving end with bore
(outer link) 14...3PZ



14...4PZ Fixed end
with pin (inner link)



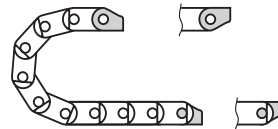
Possible installation conditions for assembled mounting brackets ▶ Order example "preassembled" below




One-piece mounting brackets - locking

- Recommended for unsupported and gliding applications
- Furthermore:
- At very high speed and/or acceleration
 - If space is limited for height (the H_F measurement)
 - Various mounting positions

Moving end with bore
(outer link) 14...1PZ



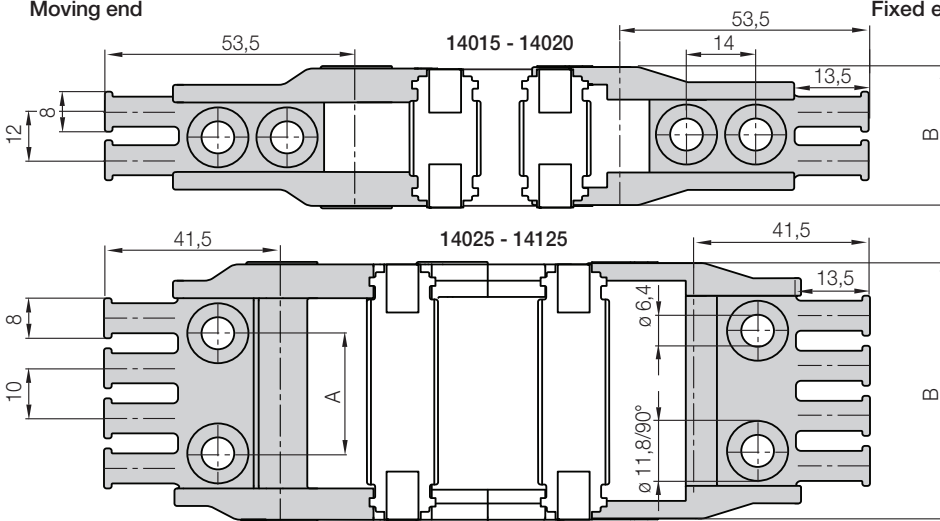
14...2PZ Fixed end
with pin (inner link)



Possible installation conditions for assembled mounting brackets ▶ Order example "preassembled" below

14...3PZ Standard! (pivoting)
14...1PZ (locking)
Moving end

Standard! (pivoting) 14...4PZ
(locking) 14...2PZ
Fixed end



For E-Chain®:	Part No. full set with tiewrap plate	Dim.A [mm]	Dim.B [mm]	Number of teeth
1400 - 1500.015 ▶	14015. [] PZ	-	28,5	2
1400 - 1500.020 ▶	14020. [] PZ	-	33,5	2
1400 - 1500.025 ▶	14025. [] PZ	13	38,5	2
1400 - 1500.038 ▶	14038. [] PZ	24	51,5	4
1400 - 1500.050 ▶	14050. [] PZ	36	63,5	6
1400 - 1500.068 ▶	14068. [] PZ	54	81,5	7
1400 - 1500.080 ▶	14080. [] PZ	66	93,5	8
1400 - 1500.100 ▶	14100. [] PZ	86	113,5	10
1400 - 1500.125 ▶	14125. [] PZ	111	138,5	13

Please add the Part No. with the requested index - 34 for the pivoting configuration


e.g. 14015. 34 PZ or 12 for the locking configuration e.g. 14015. 12 PZ

For the preassembled mode please add the index A1...A4 e.g. 14015. 34 PZ A1

Dimensions and order configurations

Strain relief is possible on the moving end and/or the fixed end.

Part No. structure (pivoting)



A... must be indicated on preassembled configurations
With assembled strain relief tiewrap plates
Full set pivoting = 34
Mounting brackets for selected chain type

Full set, for both ends:

14015. 34 PZ + tiewrap plate

Single-part order:

14015. 3 PZ + tiewrap plate

Mounting bracket with bore

14015. 4 PZ + tiewrap plate

Mounting bracket with pin

Part No. structure (locking)



A... must be indicated on preassembled configurations
With assembled strain relief tiewrap plates
Full set pivoting = 12
Mounting brackets for selected chain type

Full set, for both ends:

14015. 12 PZ + tiewrap plate

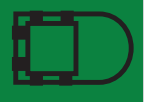
Single-part order:

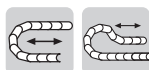
14015. 1 PZ + tiewrap plate

Mounting bracket with bore

14015. 2 PZ + tiewrap plate

Mounting bracket with pin

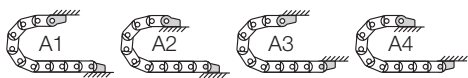
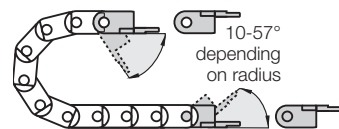




Mounting bracket - polymer

- Recommended for unsupported and gliding applications
- Well suited for tight installation conditions
- Strain relief with detachable tiwrap plates
- Variable traverse angle for flexible assembly
- The twistability of the E-Chain® and the option to assemble the mounting brackets on the fixed end and/or the moving end, enable various installation options

Moving end with bore
(outer link) 15000...3PZ(B)



Possible installation conditions for assembled mounting brackets ▶ Order example "preassembled" below

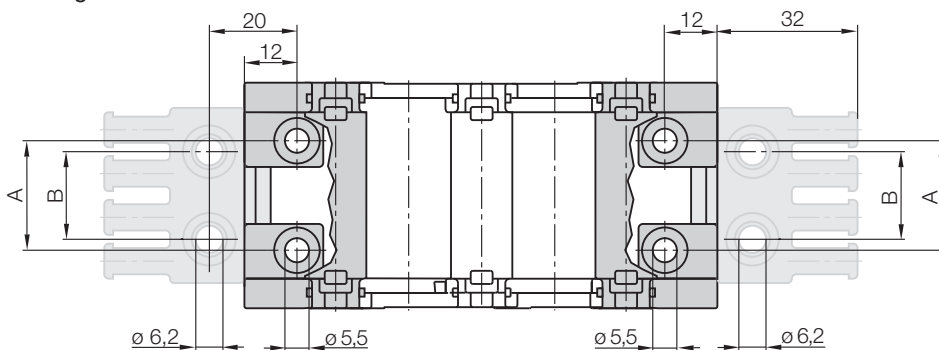
15000...4PZ(B) Fixed end
with pin (inner link)

Dimensions and order configurations

Strain relief is possible on the moving end and/or the fixed end.

15000...3PZ(B)
Moving end

15000...4PZ(B)
Fixed end



Part No. structure

15000.038.34.PZB.A1

A... must be indicated on preassembled configurations

With assembled strain relief tiwrap plates

Full set pivoting = 34

Width

Mounting brackets for selected chain type

Full set, for both ends:

15000.038.34.PZB +tiwrap plate

Single-part order:

15000.038.3.PZB +tiwrap plate

Mounting bracket with bore

15000.038.4.PZB +tiwrap plate

Mounting bracket with pin

For E-Chain®	Part No. full set with tiwrap plate	Part No. full set without tiwrap plate	Dim. A [mm]	Dim. B [mm]
1400 - 1500.015 ▶	-	-	-	-
1400 - 1500.020 ▶	-	-	-	-
1400 - 1500.025 ▶	15000.025.34.PZB	15000.025.34.PZ	12	15
1400 - 1500.038 ▶	15000.038.34.PZB	15000.038.34.PZ	25	20
1400 - 1500.050 ▶	15000.050.34.PZB	15000.050.34.PZ	37	30
1400 - 1500.068 ▶	15000.068.34.PZB	15000.068.34.PZ	55	40
1400 - 1500.080 ▶	15000.080.34.PZB	15000.080.34.PZ	67	60
1400 - 1500.100 ▶	15000.100.34.PZB	15000.100.34.PZ	87	80
1400 - 1500.125 ▶	15000.125.34.PZB*	15000.125.34.PZ	112	105

For the preassembled mode please add the index [A1]... [A4] e.g. 15000.038.34.PZB [A1]

*Tie wrap plate (consists of 2 x 2050.ZB) does not snap on but needs to be bolted down separately

Phone +49- (0) 22 03-96 49-800
Fax +49- (0) 22 03-96 49-222

igus® GmbH
51147 Cologne

Internet: www.igus.eu
E-mail: info@igus.de