



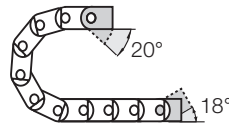
Option KMA, pivoting for half E-Tubes Series 2450 and for full E-Tubes Series 2480

- Recommended for unsupported applications
- Bolted connection outside of chain cross-section
- Confined installation conditions
- Universal mountable with attachment capability on all sides
- Strain relief separator pluggable into the KMA-bracket, adjustable in 3 heights
- Stackable

Moving end with bore

Series 2450 = 24501...1

Series 2480 = 24801...1



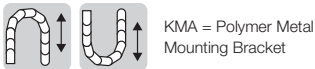
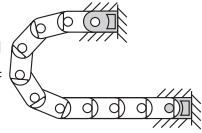
Series 2450 = 24501...2

Series 2480 = 24801...2

Fixed end with pin



The attachment variants arising automatically by the choice of the KMA mounting bracket



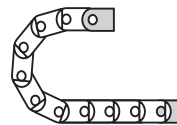
Option KMA, locking for half E-Tubes Series 2450 and for full E-Tubes Series 2480

- Recommended for vertical hanging / standing applications
- Bolted connection outside of chain cross-section
- At very high speed and acceleration
- Universal mountable with attachment capability on all sides
- Strain relief separator pluggable into the KMA-bracket, adjustable in 3 heights
- Stackable

Moving end with bore

Series 2450 = 24511...1

Series 2480 = 24811...1



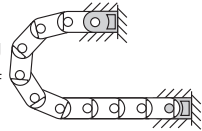
Series 2450 = 24511...2

Series 2480 = 24811...2

Fixed end with pin



The attachment variants arising automatically by the choice of the KMA mounting bracket



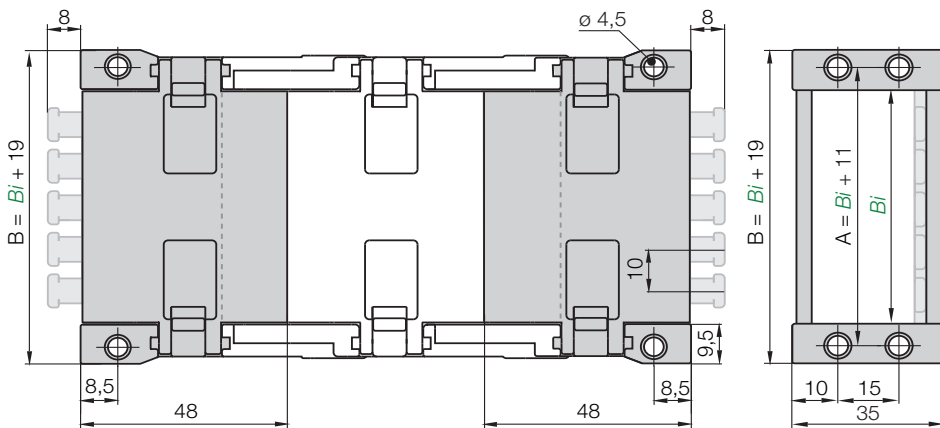
2450 = 24501...1 | 2480 = 24801...1 (pivoting)

2450 = 24501...2 | 2480 = 24801...2 (pivoting)

2450 = 24511...1 | 2480 = 24811...1 (locking)

2450 = 24511...2 | 2480 = 24811...2 (locking)

Moving end

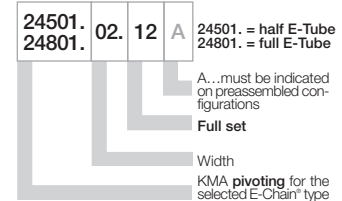


For E-Chain®	Part No. full set with tiewrap plate	Part No. full set without tiewrap plate	Dim. A [mm]	Dim. B [mm]
Series 2400/2500				
2450.02 / 2480.02	...02.12.ZB	...02.12	36	44
2450.03 / 2480.03	...03.12.ZB	...03.12	49	57
2450.05 / 2480.05	...05.12.ZB	...05.12	68	76
2450.07 / 2480.07	...07.12.ZB	...07.12	88	96
2450.09 / 2480.09	...09.12.ZB	...09.12	100	108
2450.10 / 2480.10	...10.12.ZB	...10.12	114	122
2450.12 / 2480.12	...12.12.ZB	...12.12	136	144

- For **half E-Tube** please add the Part No. with the requested index
For the pivoting option e.g. **24501**.02.12 or for the locking option e.g. **24511**.02.12
For the **preassembled** mode please add the index **A** e.g. **24501**.02.12 **A**
- For **full E-Tube** please add the Part No. with the requested index
For the pivoting option e.g. **24801**.02.12 or for the locking option e.g. **24811**.02.12
For the **preassembled** mode please add the index **A** e.g. **24801**.02.12 **A**

Dimensions and order configurations

Part No. structure (pivoting)



Full set, for both ends:

24501. / 24801. 02. 12

Single-part order:

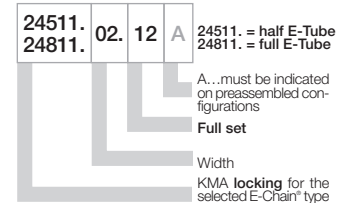
24501. / 24801. 02. 1

Mounting bracket **with bore**

24501. / 24801. 02. 2

Mounting bracket **with pin**

Part No. structure (locking)



Full set, for both ends:

24511. / 24811. 02. 12

Single-part order:

24511. / 24811. 02. 1

Mounting bracket **with bore**

24511. / 24811. 02. 2

Mounting bracket **with pin**