



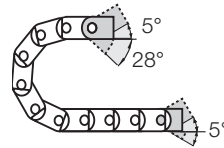
Option KMA, pivoting for half E-Tubes Series 2650 and for full E-Tubes Series 2680

- Recommended for unsupported applications
- Bolted connection outside of chain cross-section
- Confined installation conditions
- Universal mountable with attachment capability on all sides
- Stackable

Moving end with bore

Series 2650 = 26500...1

Series 2680 = 26800...1



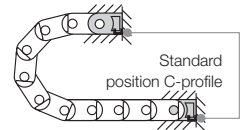
Series 2650 = 26500...2

Series 2680 = 26800...2

Fixed end with pin



The attachment variants arising automatically by the choice of the KMA mounting bracket



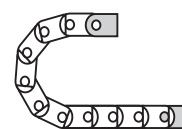
Option KMA, locking for half E-Tubes Series 2650 and for full E-Tubes Series 2680

- Recommended for vertical hanging / standing applications
- Bolted connection outside of chain cross-section
- At very high speed and acceleration
- Universal mountable with attachment capability on all sides
- Stackable

Moving end with bore

Series 2650 = 26510...1

Series 2680 = 26810...1



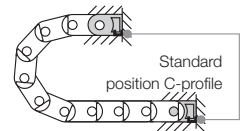
Series 2650 = 26510...2

Series 2680 = 26810...2

Fixed end with pin



The attachment variants arising automatically by the choice of the KMA mounting bracket



2650 = 26500...1 | 2680 = 26800...1 (pivoting)

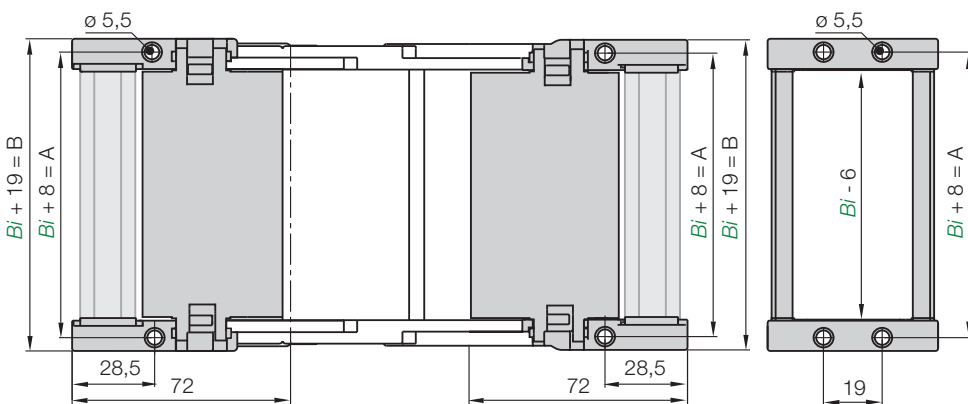
2650 = 26500...2 | 2680 = 26800...2 (pivoting)

2650 = 26510...1 | 2680 = 26810...1 (locking)

2650 = 26510...2 | 2680 = 26810...2 (locking)

Moving end

Fixed end

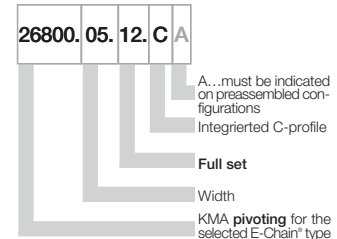


For E-Chain®	Part No. full set	Part No. full set	Dim. A [mm]	Dim B [mm]
Series 2650/2680	with C-profile	without C-profile		
2650/2680.05	26500.05.12.C	26500.05.12	58	69
2650/2680.06	26500.06.12.C	26500.06.12	73	84
2650/2680.07	26500.07.12.C	26500.07.12	83	94
2650/2680.09	26500.09.12.C	26500.09.12	98	109
2650/2680.10	26500.10.12.C	26500.10.12	108	119
2650/2680.12	26500.12.12.C	26500.12.12	133	144
2650/2680.15	26500.15.12.C	26500.15.12	158	169
2650/2680.17	26500.17.12.C	26500.17.12	183	194

- For **half E-Tube** please add the Part No. with the requested index
For the pivoting option e.g. 26500.05.12 or for the locking option e.g. 26510.05.12
For the **preassembled** mode please add the index [A] e.g. 26510.05.12 [A]
- For **full E-Tube** please add the Part No. with the requested index
For the pivoting option e.g. 26800.05.12 or for the locking option e.g. 26810.05.12
For the **preassembled** mode please add the index [A] e.g. 26810.05.12 [A]

Maße und Bestellvarianten

Part No. structure (pivoting)



Full set, for both ends:

26800.05.12.C (with C-profile)

Single-part order:

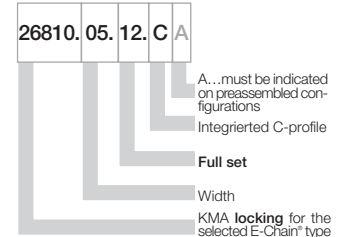
26800.05.1.C (inkl. C-Profil)

Mounting bracket with bore

26800.05.2.C (inkl. C-Profil)

Mounting bracket with pin

Part No. structure (locking)



Full set, for both ends:

26810.05.12.C (with C-profile)

Single-part order:

26810.05.1.C (with C-profile)

Mounting bracket with bore

26810.05.2.C (with C-profile)

Mounting bracket with pin