

Series 2650 - half E-Tube - snap-open along inner radius


| Part No. | B_i [mm] | B_a [mm] | R [mm] | Bending radii | Weight [kg/m] |
|--------------------------------------|------------|------------|----------|---------------------|---------------|
| 2650.05. <input type="checkbox"/> .0 | 50 | 66 | 100 | 125 150 175 200 250 | ≈ 1,25 |
| 2650.06. <input type="checkbox"/> .0 | 65 | 81 | 100 | 125 150 175 200 250 | ≈ 1,36 |
| 2650.07. <input type="checkbox"/> .0 | 75 | 91 | 100 | 125 150 175 200 250 | ≈ 1,40 |
| 2650.09. <input type="checkbox"/> .0 | 90 | 106 | 100 | 125 150 175 200 250 | ≈ 1,55 |
| 2650.10. <input type="checkbox"/> .0 | 100 | 116 | 100 | 125 150 175 200 250 | ≈ 1,61 |
| 2650.12. <input type="checkbox"/> .0 | 125 | 141 | 100 | 125 150 175 200 250 | ≈ 1,70 |
| 2650.15. <input type="checkbox"/> .0 | 150 | 166 | 100 | 125 150 175 200 250 | ≈ 1,80 |
| 2650.17. <input type="checkbox"/> .0 | 175 | 194 | 100 | 125 150 175 200 250 | ≈ 2,00 |

The widths B_i 90/150/175 are available upon request. Time of delivery approx. 6-8 weeks after order.

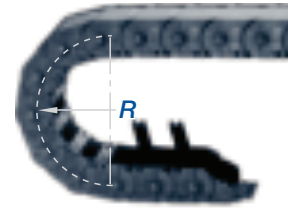
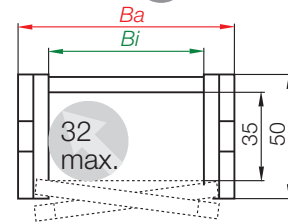
The bending radii 063 075 are available upon request.

Supplement Part No. with required radius. Example: 2650.05. 100 .0

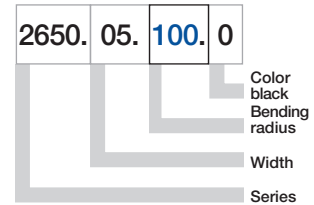
0 = standard color, other colors ▶ page 1.39 · Pitch = 56 mm/link - Links/m = 18



Please note: For using this series for long travels (gliding), please consult with igus® first. For long travels, igus® specifies E-Chains® that snap open on the outer radius.



Part No. structure



Series 2680 - E-Tube - snap-open along inner radius


| Part No. | B_i [mm] | B_a [mm] | R [mm] | Bending radii | Weight [kg/m] |
|--------------------------------------|------------|------------|----------|---------------------|---------------|
| 2680.05. <input type="checkbox"/> .0 | 50 | 66 | 100 | 125 150 175 200 250 | ≈ 1,33 |
| 2680.06. <input type="checkbox"/> .0 | 65 | 81 | 100 | 125 150 175 200 250 | ≈ 1,43 |
| 2680.07. <input type="checkbox"/> .0 | 75 | 91 | 100 | 125 150 175 200 250 | ≈ 1,51 |
| 2680.09. <input type="checkbox"/> .0 | 90 | 106 | 100 | 125 150 175 200 250 | ≈ 1,62 |
| 2680.10. <input type="checkbox"/> .0 | 100 | 116 | 100 | 125 150 175 200 250 | ≈ 1,81 |
| 2680.12. <input type="checkbox"/> .0 | 125 | 141 | 100 | 125 150 175 200 250 | ≈ 1,99 |
| 2680.15. <input type="checkbox"/> .0 | 150 | 166 | 100 | 125 150 175 200 250 | ≈ 2,17 |
| 2680.17. <input type="checkbox"/> .0 | 175 | 194 | 100 | 125 150 175 200 250 | ≈ 2,35 |

The widths B_i 65/90/150/175 are available upon request. Time of delivery approx. 6-8 weeks after order.

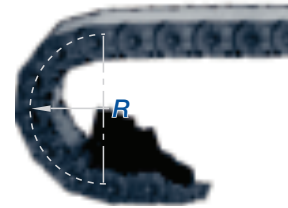
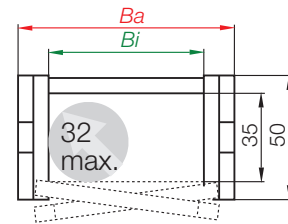
The bending radii 063 075 are available upon request.

Supplement Part No. with required radius. Example: 2680.07. 100 .0

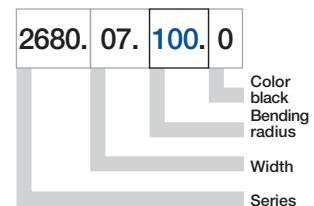
0 = standard color, other colors ▶ page 1.39 · Pitch = 56 mm/link - Links/m = 18



Please note: For using this series for long travels (gliding), please consult with igus® first. For long travels, igus® specifies E-Chains® that snap open on the outer radius.



Part No. structure



For smaller bending radii we recommend the fully closed E-Tubes, Series R58 ▶ page 6.34

E2/000 medium
Inner height: 35 mm

Phone +49- (0) 22 03-96 49-800
Fax +49- (0) 22 03-96 49-222



▶ page 5.91