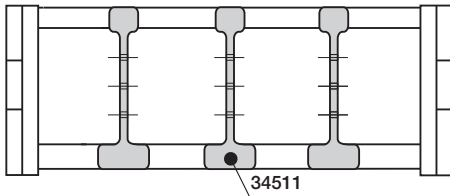
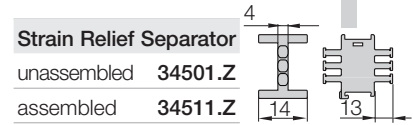
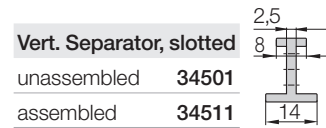


Option 4: Vertical Separators for E-Tubes

Vertical Separators are used if a vertical subdivision of the E-Tube interior is required -

By standard Vertical Separators are assembled every other E-Tube link

- Standard subdivision half E-Tube (Series 3450) and full E-Tube (Series 3480) with Vertical Separator 34511, for combinations with Full-Width Shelf 321.X
- Strain Relief Separator 34501.Z, integrable in the mounting bracket, to position at any point

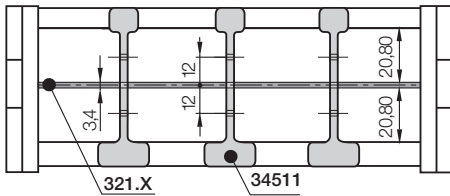


E2/000 medium
Inner height: 45 mm

Option 5: Full-Width Shelves for E-Tubes

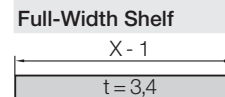
For applications involving many thin cables with similar or identical diameters

- Vertical Separator, slotted 34511 - for applications with Full-Width Shelf 321.X



Width X [mm]	Part No. unassembled	Part No. assembled
050	320.050	321.050
075	320.075	321.075
100	320.100	321.100
115	320.115	321.115
125	320.125	321.125

Width X [mm]	Part No. unassembled	Part No. assembled
150	320.150	321.150
175	320.175	321.175
200	320.200	321.200
225	320.225	321.225
250	320.250	321.250

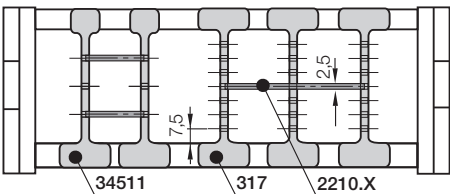
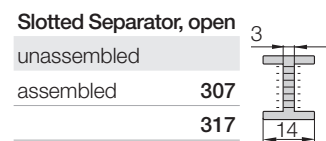


Phone +49- (0) 22 03-96 49-800
Fax +49- (0) 22 03-96 49-222

Option 6: Shelves for E-Tubes

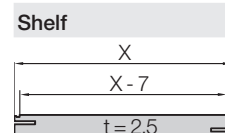
For applications involving many cables with different diameters. The Shelves can be arranged elevator-shifted with different bottoms within the entire E-Chain® width

- Assembling of the Slotted Separator, open 317 in the existing separation afterwards possible
- Shelf 2210.X can be combined with Slotted Separator, open 317



Width X [mm]	Part No. unassembled	Part No. assembled
018	2200.18	2210.18
023	2200.23	2210.23
028	2200.28	2210.28
033	2200.33	2210.33
038	2200.38	2210.38
043	2200.43	2210.43
048	2200.48	2210.48

Width X [mm]	Part No. unassembled	Part No. assembled
058	2200.58	2210.58
068	2200.68	2210.68
073	2200.73	2210.73
088	2200.88	2210.88
099	2200.99	2210.99
124	2200.124	2210.124
149	2200.149	2210.149



► page 5.91