

Protection against dirt and swarf



Half e-tubes | Series 3450 | Crossbars openable along inner radius from both sides, closed along outer radius
Full e-tubes | Series 3480 | Lids openable along inner radius from both sides, fully enclosed

Part No. half e-tubes openable along the inner radius	Part No. full e-tubes openable along the inner radius	<i>Bi</i> [mm]	<i>Ba</i> [mm]	<i>R</i> Available bend radii [mm]	3450 [kg/m]	3480 [kg/m]
3450.050 .R.0	3480.050 .R.0	50	70	075* 100* 125 150 200 250 300	≈ 1.77	≈ 1.96
3450.075 .R.0	3480.075 .R.0	75	95	075* 100* 125 150 200 250 300	≈ 1.95	≈ 2.07
3450.100 .R.0	3480.100 .R.0	100	120	075* 100* 125 150 200 250 300	≈ 2.15	≈ 2.30
3450.115 .R.0	3480.115 .R.0	115	135	075* 100* 125 150 200 250 300	≈ 2.30	≈ 2.46
3450.125 .R.0	3480.125 .R.0	125	145	075* 100* 125 150 200 250 300	≈ 2.42	≈ 2.49
3450.150 .R.0	3480.150 .R.0	150	170	075* 100* 125 150 200 250 300	≈ 2.60	≈ 2.62
3450.175 .R.0	3480.175 .R.0	175	195	075* 100* 125 150 200 250 300	≈ 2.75	≈ 2.80
3450.200 .R.0	3480.200 .R.0	200	220	075* 100* 125 150 200 250 300	≈ 2.90	≈ 2.94
3450.225 .R.0	3480.225 .R.0	225	245	075* 100* 125 150 200 250 300	≈ 3.12	≈ 3.15
3450.250 .R.0	3480.250 .R.0	250	270	075* 100* 125 150 200 250 300	≈ 3.30	≈ 3.28

*Radius available upon request. Please consult igus® for price and delivery time.

Radii 075, 100: the e-tube is not completely enclosed. Please consult igus®.

Complete Part No. with required radius (*R*). Example: 3450.075.200.0



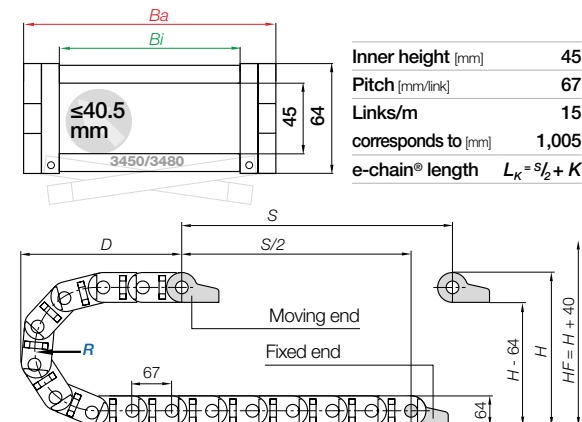
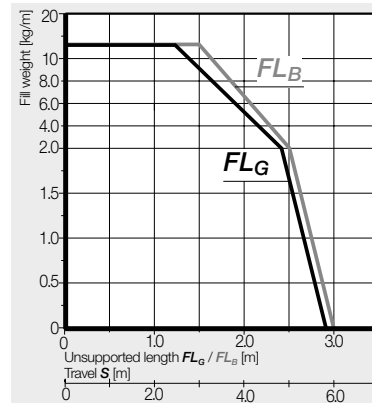
Reduce assembly time - E2/000 e-chain® opener

- Reduce opening times from 33 to 2 seconds
- Open a long e-chain® section in one go
- For widths *Bi* [mm]: 050, 075, 100, 115
- Part No. 908.254.3400 for series 3450

More information ► www.igus.co.uk/E2opener



Unsupported applications | Short travels



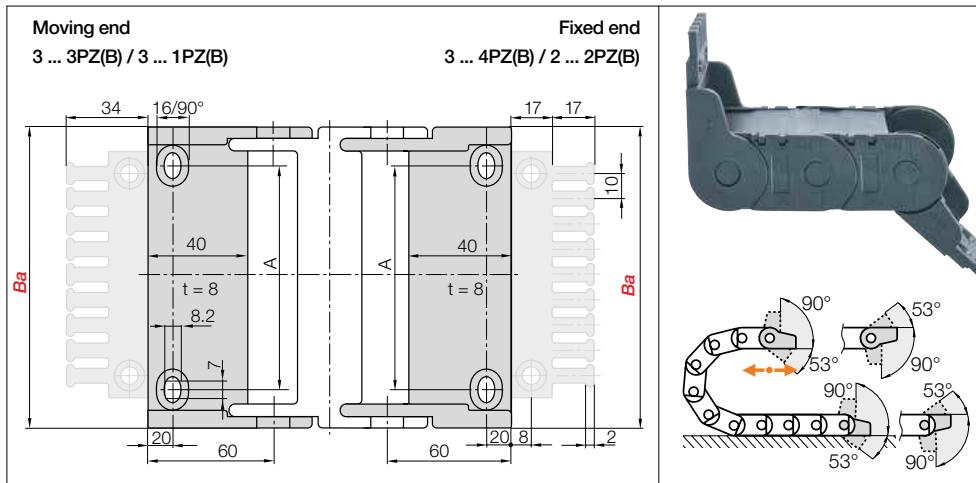
<i>R</i>	075*	100*	125	150	200	250	300
<i>H</i>	214	264	314	364	464	564	664
<i>D</i>	208	233	258	283	333	383	433
<i>K</i>	370	450	530	610	765	920	1,080

The required clearance height: $H_F = H + 40\text{mm}$ (with 2.5kg/m fill weight)

*Radius available upon request. Please consult igus® for delivery time. Before using series 3450/3480 on long travels please consult igus®.



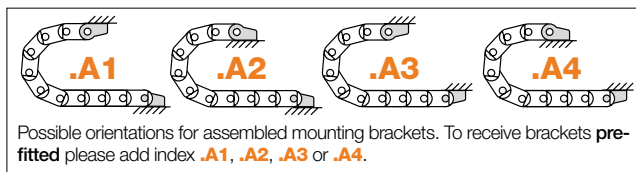
i If a gliding application is required for a long travel, please consult igus®.



Polymer pivoting | Recommended for unsupported applications
Polymer locking | Recommended for vertical hanging and standing applications

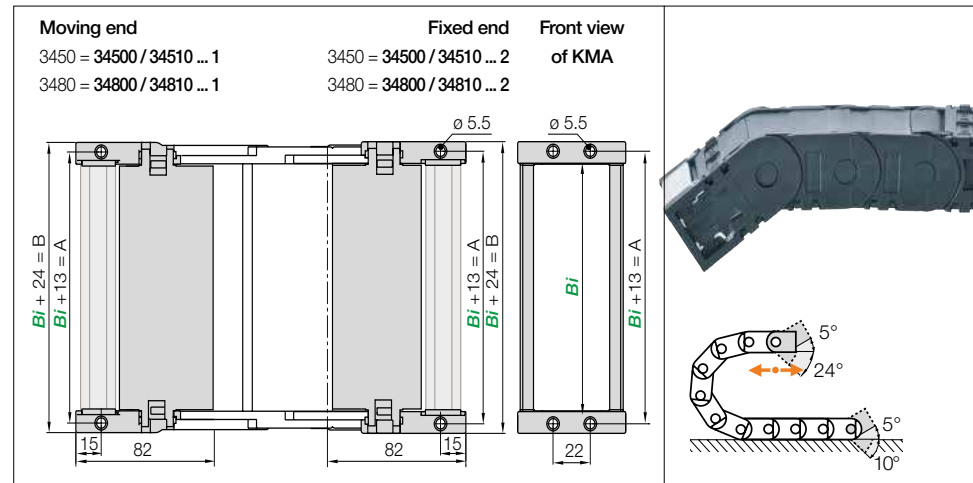
Width index	Part No. full set pivoting		Part No. full set locking		A [mm]	Number of teeth
	with tiwrap plates	without tiwrap plate	with tiwrap plates	without tiwrap plate		
050. ▶	3050.34PZB	3050.34PZ	3050.12PZB	3050.12PZ	28	5
075. ▶	3075.34PZB	3075.34PZ	3075.12PZB	3075.12PZ	53	7
100. ▶	3100.34PZB	3100.34PZ	3100.12PZB	3100.12PZ	78	10
115. ▶	3115.34PZB	3115.34PZ	3115.12PZB	3115.12PZ	93	11
125. ▶	3125.34PZB	3125.34PZ	3125.12PZB	3125.12PZ	103	12
150. ▶	3150.34PZB	3150.34PZ	3150.12PZB	3150.12PZ	128	15
175. ▶	3175.34PZB	3175.34PZ	3175.12PZB	3175.12PZ	153	17
200. ▶	3200.34PZB	3200.34PZ	3200.12PZB	3200.12PZ	178	20
225. ▶	3225.34PZB	3225.34PZ	3225.12PZB	3225.12PZ	203	22
250. ▶	3250.34PZB	3250.34PZ	3250.12PZB	3250.12PZ	228	25

Full set with tiwrap plate + 10 cable tiwraps, please add index **K1**. Example: **3250.34PZBK1**



3075.34PZB.A1 Order example
 .A... to indicate option with brackets pre-fitted
 With integrated strain relief tiwrap plates
 Full set
 Series

Strain relief e.g. clamps, tiwrap plates, nuggets and plug-in clips are available from stock. The complete chainfix range with ordering options ▶ From page 1300



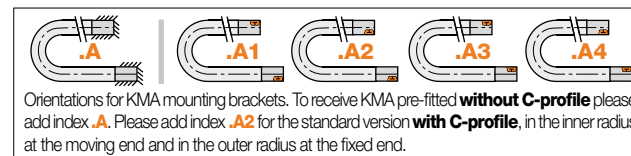
KMA pivoting | Recommended for unsupported applications
KMA locking | Recommended for vertical hanging and standing applications

Width index	Part No. full set KMA pivoting ¹⁾		Part No. full set KMA locking ²⁾		A [mm]	B [mm]
	with C-profile	without C-profile	with C-profile	without C-profile		
050. ▶	34500 34800.050.12.C	34500 34800.050.12	34510 34810.050.12.C	34510 34810.050.12	63	74
075. ▶	34500 34800.075.12.C	34500 34800.075.12	34510 34810.075.12.C	34510 34810.075.12	88	99
100. ▶	34500 34800.100.12.C	34500 34800.100.12	34510 34810.100.12.C	34510 34810.100.12	113	124
115. ▶	34500 34800.115.12.C	34500 34800.115.12	34510 34810.115.12.C	34510 34810.115.12	128	139
125. ▶	34500 34800.125.12.C	34500 34800.125.12	34510 34810.125.12.C	34510 34810.125.12	138	149
150. ▶	34500 34800.150.12.C	34500 34800.150.12	34510 34810.150.12.C	34510 34810.150.12	163	174
175. ▶	34500 34800.175.12.C	34500 34800.175.12	34510 34810.175.12.C	34510 34810.175.12	188	199
200. ▶	34500 34800.200.12.C	34500 34800.200.12	34510 34810.200.12.C	34510 34810.200.12	213	224
225. ▶	34500 34800.225.12.C	34500 34800.225.12	34510 34810.225.12.C	34510 34810.225.12	238	249
250. ▶	34500 34800.250.12.C	34500 34800.250.12	34510 34810.250.12.C	34510 34810.250.12	263	274

1) KMA pivoting Part No. 34500 for half e-tube series 3450 / KMA pivoting Part No. 34800 for full e-tube series 3480

2) KMA locking Part No. 34510 for half e-tube series 3450 / KMA locking Part No. 34810 for full e-tube series 3480

(KMA = polymer metal mounting bracket)



34500.075.12.C.A2 Order example
 .A... to indicate option with brackets pre-fitted
 C-profile option
 Full set
 Width index
 Series

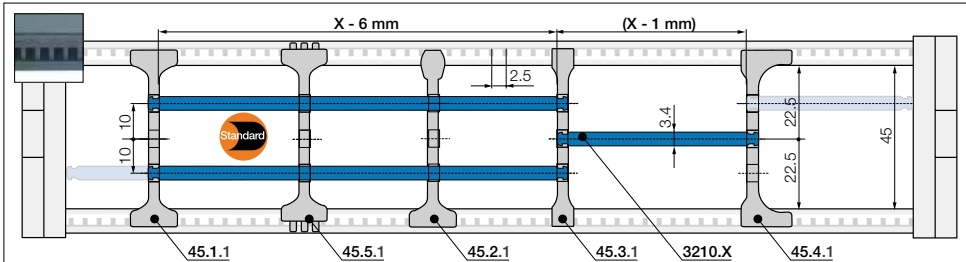


Option: steel mounting bracket, pivoting. For e-chains® and e-tubes, Part No. 3000.12
 ● Pivoting connections ● One part (2-piece) for all e-chain® widths ● Electrically conductive

Strain relief e.g. clamps, tiwrap plates, nuggets and plug-in clips are available from stock. The complete chainfix range with ordering options ▶ From page 1300

Interior separation | Increase cable service life

Previous generation of interior separation with other options ► www.igus.co.uk/3450 ► www.igus.co.uk/3480



No lateral gap to side links necessary.
As standard separators are fitted every 2nd e-chain® link!

				Standard separator, wide base
				unassembled 45.1
				assembled 45.1.1

Standard - for any application
Separator with a wide base for maximum holding force in the e-chain®.

				Separator, narrow top
				unassembled 45.2
				assembled 45.2.1

For even faster installation
Wide on one side for high holding force, narrow on opposite side for easy cable fitting.

				Separator, narrow
				unassembled 45.3
				assembled 45.3.1

For small cables
Separator with a narrow base for a large number of small cables side by side. Saves space in the e-chain®.

				Separator, asymmetrical
				unassembled 45.4
				assembled 45.4.1

For side-mounted applications
Asymmetrical separator, for defined gap distance. No additional spacers required.

				Notch separator for notched crossbar
				unassembled 45.5
				assembled 45.5.1

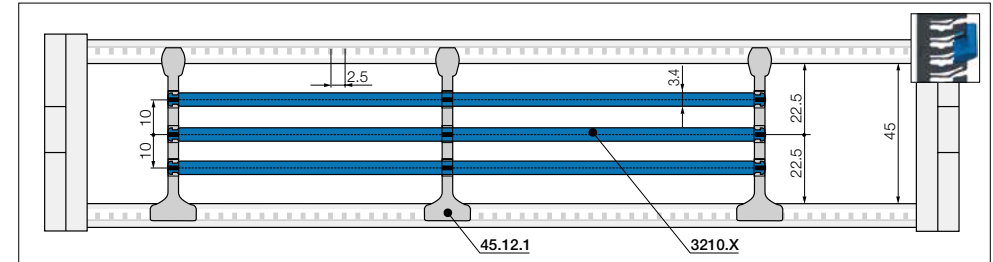
Locks securely in preset increments
Notch separator for exact positioning in e-chains®. Recommended for side-mounted applications.

				Shelf, lockable
				unassembled 3200.X
				assembled 3210.X

Horizontal separation
Full-width shelf locks securely into separators at both ends, giving a fixed width. Can be used as full-width or partial shelf.

Shelves Width = X [mm]	X [mm]		X [mm]		X [mm]			
	unassembled	assembled	unassembled	assembled	unassembled	assembled		
050	3200.050	3210.050	125	3200.125	3210.125	225	3200.225	3210.225
075	3200.075	3210.075	150	3200.150	3210.150	250	3200.250	3210.250
100	3200.100	3210.100	175	3200.175	3210.175			
115	3200.115	3210.115	200	3200.200	3210.200			

Interior separation | To allow faster filling **New**



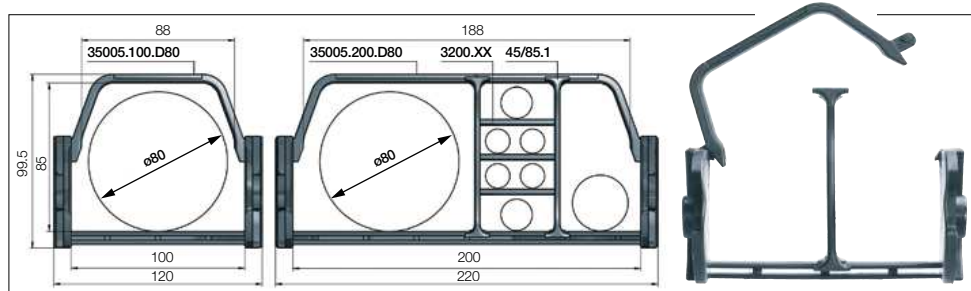
No lateral gap to side links necessary.
As standard separators are fitted every 2nd e-chain® link!

				Lean separator
				unassembled 45.12
				assembled 45.12.1

Lean separators
New design allows extremely fast fitting of shelves in several layers, which significantly reduces assembly time. Enables extremely fast replacement of individual cables in a very full e-chain®.

Lean separator design - several layers of cables fitted quickly, save up to 50%* assembly time
(*Lean separator vs. standard separator - measured on a 4m long e-chain® fitted with 12 cables in the igus® readychain® factory)





e-chains® with extender crossbars only for series 3450 - large increase of the interior space for the smooth guiding of large hoses. Suitable for hoses with a maximum outer diameter of 80mm.

Part No. half e-tubes extender crossbars openable along the inner radius	Bi [mm]	Ba [mm]	R Available bend radii [mm]
3450.100 D80.R.0	100	120	125 150 200 250 300
3450.200 D80.R.0	200	220	125 150 200 250 300

Complete Part No. with required radius (R). Example: 3450.100D80.200.0

Interior separation for e-chains® with extender crossbars

		Separator e-chain® with extender crossbars unassembled 45/85.1 assembled 45/85.1.1
		Shelf, lockable unassembled 3200.X assembled 3210.X

Standard separator, wide base

Separator with a wide base for maximum holding force in the e-chain®. As standard separators are fitted every 2nd e-chain® link!

Horizontal separation

Full-width shelf locks securely into separators at both ends, giving a fixed width. Can be used as full-width or partial shelf.

Separator with integrated strain relief teeth

- Can be integrated into the mounting bracket or placed at any point in the e-chain®
 - Combines strain relief and interior separation, for restricted space conditions
 - Strain relief separator is easy to assemble without any screws
- Part No. 34501.Z. More information ► From page 1326



Steel support tray for support of the lower run

- Simple one-piece support trays for the lower run
 - To your requirements and specification
 - 4 options available
- More information ► From page 1264



E2/000 - robust energy supply even with constant air draught and the resulting pendulum movements in this 160m lift for the Post Tower, Bonn