

KMA = Polymer Metal Mounting Bracket

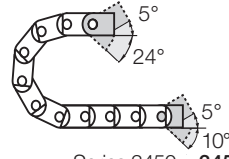
Option KMA, pivoting for half E-Tubes Series 3450 and for full E-Tubes Series 3480

- Recommended for unsupported applications
- Bolted connection outside of chain cross-section
- Confined installation conditions
- Universal mountable with attachment capability on all sides
- Stackable

Moving end with bore

Series 3450 = 34500...1

Series 3480 = 34800...1



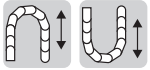
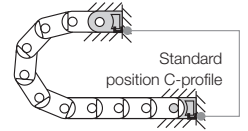
Series 3450 = 34500...2

Series 3480 = 34800...2

Fixed end with pin



The attachment variants arising automatically by the choice of the KMA mounting bracket



KMA = Polymer Metal Mounting Bracket

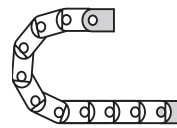
**Option KMA, locking for half E-Tubes Series 3450
Option KMA, locking for full E-Tubes Series 3480**

- Recommended for vertical hanging / standing applications
- Bolted connection outside of chain cross-section
- At very high speed and acceleration
- Universal mountable with attachment capability on all sides
- Stackable

Moving end with bore

Series 3450 = 34510...1

Series 3480 = 34810...1



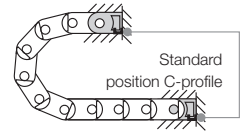
Series 3450 = 34510...2

Series 3480 = 34810...2

Fixed end with pin



The attachment variants arising automatically by the choice of the KMA mounting bracket



3450 = 34500...1 | 3480 = 34800...1 (pivoting)

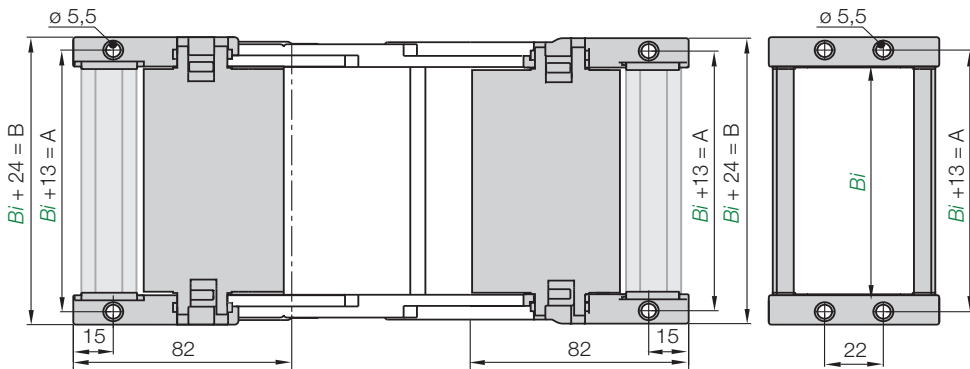
3450 = 34500...2 | 3480 = 34800...2 (pivoting)

3450 = 34510...1 | 3480 = 34810...1 (locking)

3450 = 34510...2 | 3480 = 34810...2 (locking)

Moving end

Fixed end

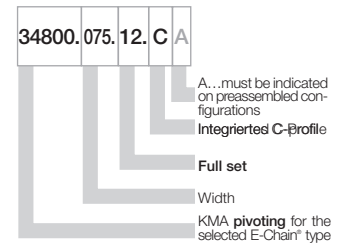


For E-Chain®	Part No. full set	Part No. full set	Dim. A [mm]	Dim B [mm]
Series 3450/3480	with C-profile	without C-profile		
3450/3480.050	...050.12.C	...050.12	63	74
3450/3480.075	...075.12.C	...075.12	88	99
3450/3480.100	...100.12.C	...100.12	113	124
3450/3480.115	...115.12.C	...115.12	128	139
3450/3480.125	...125.12.C	...125.12	138	149
3450/3480.150	...150.12.C	...150.12	163	174
3450/3480.175	...175.12.C	...175.12	188	199
3450/3480.200	...200.12.C	...200.12	213	224
3450/3450.225	...225.12.C	...225.12	238	249
3450/3450.250	...250.12.C	...250.12	263	274

- For **half E-Tube** please add the Part No. with the requested index
For the pivoting option e.g. **34500**.075.12 or for the locking option e.g. **34510**.075.12
For the **preassembled** mode please add the index **A** e.g. **34510**.075.12**A**
- For **full E-Tube** please add the Part No. with the requested index
For the pivoting option e.g. **34800**.075.12 or for the locking option e.g. **34810**.075.12
For the **preassembled** mode please add the index **A** e.g. **34810**.075.12**A**

Dimensions and order configurations

Part No. structure (pivoting)



Full set, for both ends:

34800.075.12.C (with C-profile)

Single-part order:

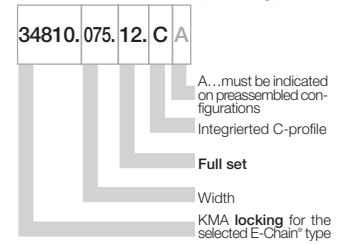
34800.075.1. C (with C-profile)

Mounting bracket with bore

34800.075.2. C (with C-profile)

Mounting bracket with pin

Part No. structure (locking)



Full set, for both ends:

34810.075.12.C (with C-profile)

Single-part order:

34810.075.1. C (with C-profile)

Mounting bracket with bore

34810.075.2. C (with C-profile)

Mounting bracket with pin

