

**Series 3450 - half E-Tube - snap-open along inner radius**


Part No.	Bi [mm]	Ba [mm]	R [mm]	Bending radii	Weight [kg/m]
3450.050.□.0	50	70	125	150 200 250 300	≈ 1,77
3450.075.□.0	75	95	125	150 200 250 300	≈ 1,95
3450.100.□.0	100	120	125	150 200 250 300	≈ 2,15
3450.115.□.0	115	135	125	150 200 250 300	≈ 2,30
3450.125.□.0	125	145	125	150 200 250 300	≈ 2,42
3450.150.□.0	150	170	125	150 200 250 300	≈ 2,60
3450.175.□.0	175	195	125	150 200 250 300	≈ 2,75
3450.200.□.0	200	220	125	150 200 250 300	≈ 2,90
3450.225.□.0	225	245	125	150 200 250 300	≈ 3,15
3450.250.□.0	250	270	125	150 200 250 300	≈ 3,30

The widths **Bi 50/125/150/200/250** are available upon request. Time of delivery approx. 6-8 weeks after order.

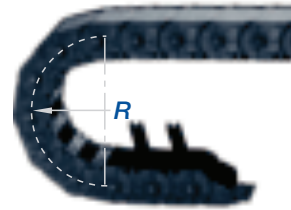
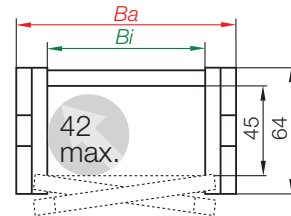
The bending radii **075 100** are available upon request.

Supplement Part No. with required radius. Example: 3450.050. **125**.0

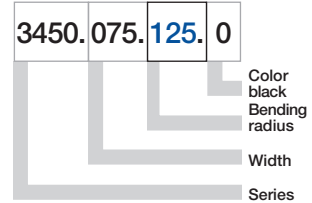
0 = standard color, other colors ► page 1.39 · Pitch = 67 mm/link - Links/m = 15



Please note: For using this series for long travels (gliding), please consult with igus® first. For long travels, igus® specifies E-Chains® that snap open on the outer radius.



Part No. structure



E2/000 medium  
Inner height: 45 mm

Phone +49- (0) 22 03-96 49-800  
Fax +49- (0) 22 03-96 49-222

**Series 3480 - E-Tube - snap-open along inner radius**

Part No.	Bi [mm]	Ba [mm]	R [mm]	Bending radii	Weight [kg/m]
3480.050.□.0	50	70	125	150 200 250 300	≈ 1,96
3480.075.□.0	75	95	125	150 200 250 300	≈ 2,07
3480.100.□.0	100	120	125	150 200 250 300	≈ 2,30
3480.115.□.0	115	135	125	150 200 250 300	≈ 2,46
3480.125.□.0	125	145	125	150 200 250 300	≈ 2,49
3480.150.□.0	150	170	125	150 200 250 300	≈ 2,62
3480.175.□.0	175	195	125	150 200 250 300	≈ 2,80
3480.200.□.0	200	220	125	150 200 250 300	≈ 2,94
3480.225.□.0	225	245	125	150 200 250 300	≈ 3,12
3480.250.□.0	250	270	125	150 200 250 300	≈ 3,28

The widths **Bi 50/125/200/225/250** are available upon request. Time of delivery approx. 6-8 weeks after order.

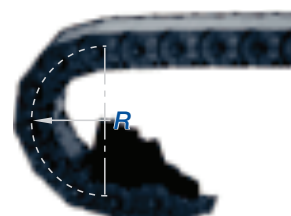
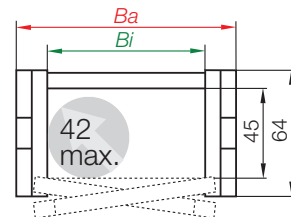
The bending radii **075 100** are available upon request.

Supplement Part No. with required radius. Example: 3480.075. **150**.0

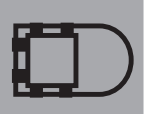
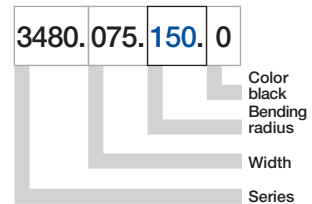
0 = standard color, other colors ► page 1.39 · Pitch = 67 mm/link - Links/m = 15



Please note: For using this series for long travels (gliding), please consult with igus® first. For long travels, igus® specifies E-Chains® that snap open on the outer radius.



Part No. structure



► page 5.91