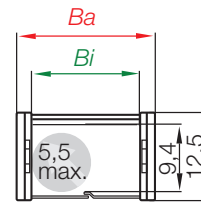


Series Z045 - split crossbar along the inner radius

Part No.	Bi [mm]	Ba [mm]	R [mm] Bending radii	Weight [kg/m]
Z045.16. <input type="text"/> .0	16	23	<input type="text" value="018"/> <input type="text" value="028"/> <input type="text" value="038"/>	≈ 0,11



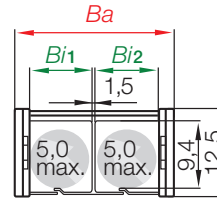
Ba: pin dimension approx. 0,1 - 0,3 mm wider!

Supplement Part No. with required radius. Example: Z045.16. .0

0 = standard color, other colors ► page 1.39 · Pitch = 13 mm/link - Links/m = 77

Series Z045 - split crossbar along the inner radius with 2-chamber system

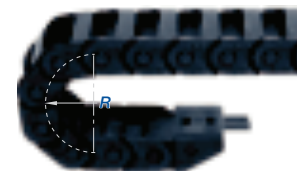
Part No.	Bi [mm]	Ba [mm]	R [mm] Bending radii	Weight [kg/m]
Z045.2/7. <input type="text"/> .0	7 / 7	23	<input type="text" value="018"/> <input type="text" value="028"/> <input type="text" value="038"/>	≈ 0,13



Ba: pin dimension approx. 0,1 - 0,3 mm wider!

Supplement Part No. with required radius. Example: Z045.2/7. .0

0 = standard color, other colors ► page 1.39 · Pitch = 13 mm/link - Links/m = 77



Part No. structure

Z045.	16.	<input type="text" value="038"/> .	<input type="text" value="0"/>
-------	-----	------------------------------------	--------------------------------

- Color black
- Bending radius
- Width
- Series

Easy Chain®
Inner height: 9,4 mm

Phone +49- (0) 22 03-96 49-800
Fax +49- (0) 22 03-96 49-222

