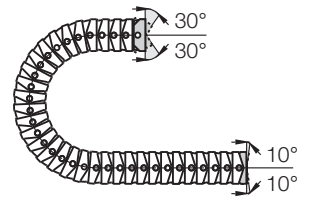




Option steel - flange

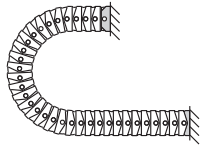
- One part for all chain widths
- Electrically conductive
- Flush mounting
- Galvanized steel
- Bolted connection outside of chain cross-section

Moving end with bore
330...1



330...2

Fixed end with pin

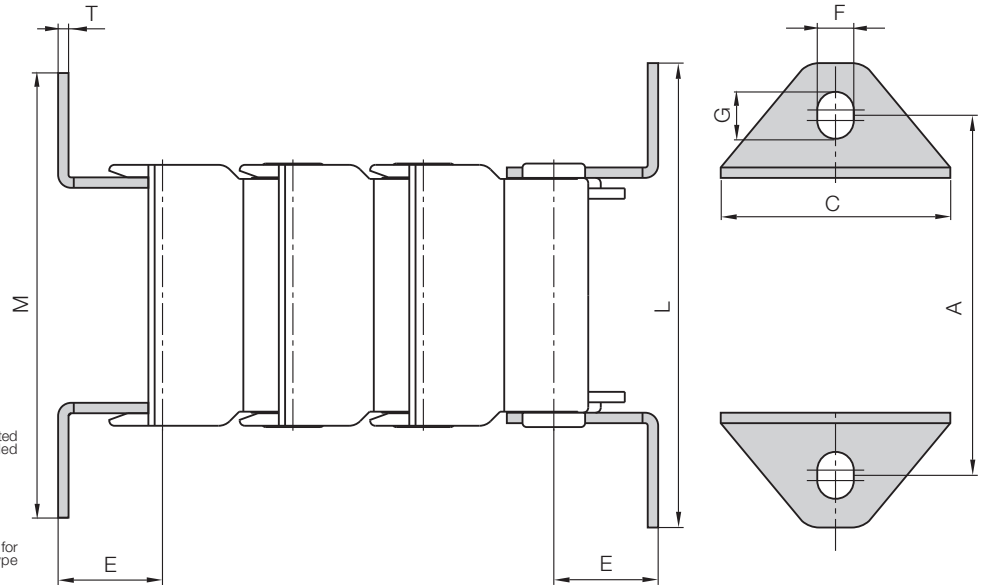


Frontal attachment option
in the case of steel flange
mounting brackets

**Dimensions and
order configurations**

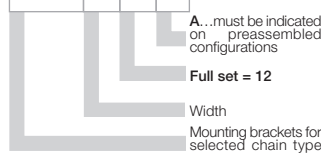
330...2
Fixed end

330...1
Moving end



Part No. structure

| | | | |
|------|-----|-----|---|
| 330. | 25. | 12. | A |
|------|-----|-----|---|



Full set, 4 parts

2 with pin / 2 with bore:

| | | |
|------|-----|----|
| 330. | 25. | 12 |
|------|-----|----|

Single-part order:

| | | |
|------|-----|---|
| 330. | 25. | 1 |
|------|-----|---|

Mounting bracket with bore

| | | |
|------|-----|---|
| 330. | 25. | 2 |
|------|-----|---|

Mounting bracket with pin

| For | Part No. | A | M | C | L | T | E | F | G | |
|---------------------|----------|------|------|------|------|------|------|------|------|---|
| E-Chain® | Full set | [mm] | [mm] | [mm] | [mm] | [mm] | [mm] | [mm] | [mm] | |
| E332.25.2 / E333.25 | 330.25. | 12 | 44 | 55 | 29 | 55 | 1,5 | 10,5 | 6,5 | 9 |
| E332.32.2 / E333.32 | 330.32. | 12 | 66 | 84 | 44 | 88 | 2 | 20 | 7 | 9 |
| E332.50.2 / E333.50 | 330.50. | 12 | 84 | 102 | 62 | 106 | 2 | 25 | 7 | 9 |
| E332.75.2 / E333.75 | 330.75. | 12 | 109 | 127 | 90 | 131 | 2 | 25 | 7 | 9 |

For the preassembled mode please add the index **A** eg. 330.25. **12** **A**

Phone +49- (0) 22 03-96 49-800
Fax +49- (0) 22 03-96 49-222

igus® GmbH
51147 Cologne

Internet: www.igus.eu
E-mail: info@igus.de