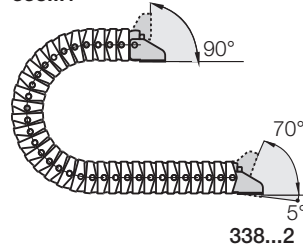




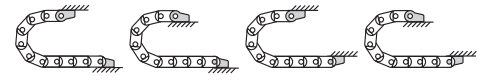
Option steel - angle

- One part for all chain widths
- Bolted connection outside of chain cross-section
- Electrically conductive
- Galvanized steel
- Bolted connection outside of chain cross-section possible

Moving end with bore
338...1



Fixed end with pin

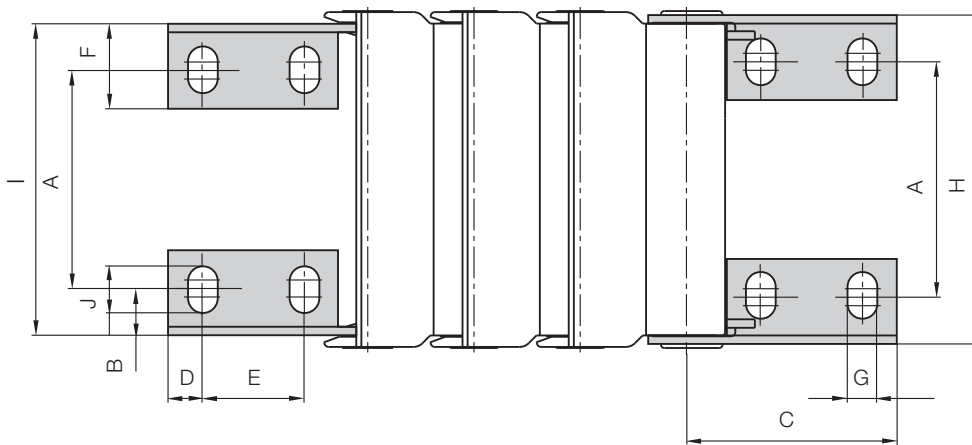


Possible installation conditions -
Further installation angles ► installation sketch

338...2
Fixed end

338...1
Moving end

Dimensions and order configurations



Part No. structure

338.	25.	12.
------	-----	-----

Full set = 12
Width
Mounting brackets for selected chain type

Full set, 4 parts

2 with pin / 2 with bore:

338.	25.	12
------	-----	----

Single-part order:

338.	25.	1
------	-----	---

Mounting bracket with bore

338.	25.	2
------	-----	---

Mounting bracket with pin

For E-Chain®	Part No. Full set	A [mm]	B [mm]	C [mm]	D [mm]	E [mm]	F [mm]	G [mm]	H [mm]	I [mm]	J [mm]
E332.25.2 / E333.25	338.25.12	17	6,25	28	6	16	14	5,5	33,8	31	8,5
E332.32.2 / E333.32	338.32.12	24	5,5	47	8	24	20	7	49	45	11
E332.50.2 / E333.50	338.50.12	42	5,5	77	12	35	24	9	67	62	15
E332.75.2 / E333.75	338.75.12	65	5,5	77	12	35	24	9	95	90	15

Phone +49- (0) 22 03-96 49-800
Fax +49- (0) 22 03-96 49-222



► page 2.35