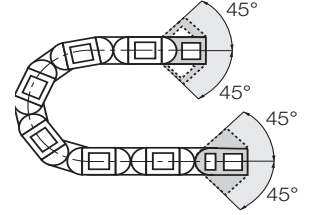


The Standard - Option KMA* - pivoting

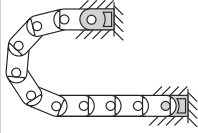
- Recommended for unsupported and gliding applications
- Universal mountable with attachment capability on all sides
- Bolted connection outside of chain cross-section
- Confined installation conditions
- Corrosion resistant

*KMA = Polymer Metal Mounting Bracket

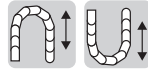
Moving end
2200/7600...□.2



Fixed end
2200/7600...□.1



The attachment variants arising automatically by the choice of the KMA mounting bracket




Option KMA - locking

- Recommended for vertical hanging / standing applications

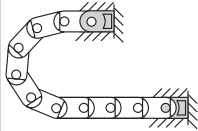
Additionally:

- Universal mountable
- Corrosion resistant
- Locked connections
- At very high acceleration

Moving end
2300/7650...□.2



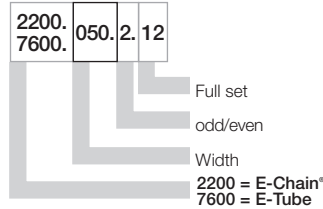
Fixed end
2300/7650...□.1



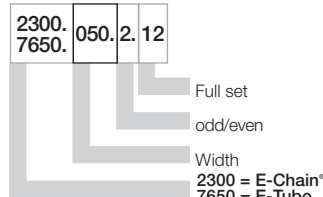
The attachment variants arising automatically by the choice of the KMA mounting bracket

Dimensions and order configurations

Part No. structure (pivoting)

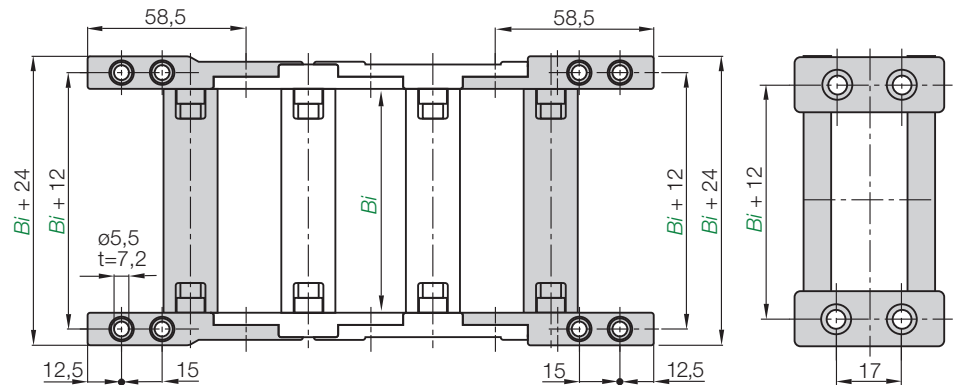


Part No. structure (locking)



Fixed end
2200/7600...□.1 (pivoting)
2300/7650...□.1 (locking)

Moving end
(pivoting) 2200/7600...□.2
(locking) 2300/7650...□.2



| Width index | Part No. full set | | Bi [mm] | Width index | Part No. full set | | Bi [mm] |
|-------------|-------------------|-----------|---------------|-------------|-------------------|-----------|---------------|
| | pivoting | locking | | pivoting | locking | | |
| .040. | 2200 | 2300 | .040.□.12 40 | .150. | 2200/7600 | 2300/7650 | .150.□.12 150 |
| .050. | 2200/7600 | 2300/7650 | .050.□.12 50 | .175. | 2200/7600 | 2300/7650 | .175.□.12 175 |
| .062. | 2200 | 2300 | .062.□.12 62 | .200. | 2200/7600 | 2300/7650 | .200.□.12 200 |
| .070. | 2200 | 2300 | .070.□.12 70 | .225. | 2200/7600 | 2300/7650 | .225.□.12 225 |
| .075. | 2200/7600 | 2300/7650 | .075.□.12 75 | .250. | 2200/7600 | 2300/7650 | .250.□.12 250 |
| .087. | 2200 | 2300 | .087.□.12 87 | .275. | 2200 | 2300 | .275.□.12 275 |
| .100. | 2200/7600 | 2300/7650 | .100.□.12 100 | .300. | 2200/7600 | 2300/7650 | .300.□.12 300 |
| .125. | 2200/7600 | 2300/7650 | .125.□.12 125 | | | | |

Please insert **1** for odd number of links or **2** for even number of links

Note: The E4/00 System may end with either an inner side or an outer side link. Keep in mind that an outer side link always forms the first chain link at the moving end. The Part No. depends on an even or odd numbers of links. Please insert: **1** for odd number of links or **2** for even number of links

Full set, for both ends:

2200.040.2.12 (even)

Single-part order:

2200.040.2.2 (even)

Mounting bracket moving end

2200.040.2.1 (even)

Mounting bracket fixed end



E4/00 | Series 220·R760 | Accessories | Strain Relief

Strain relief tie-wrap plate Part No. 2050.Z can be fixed on the last crossbar. **Details ▶ chapter 10**

| Part No. | Width [mm] | Number of teeth |
|----------|------------|-----------------|
| 2050.Z | 60 | 6 |