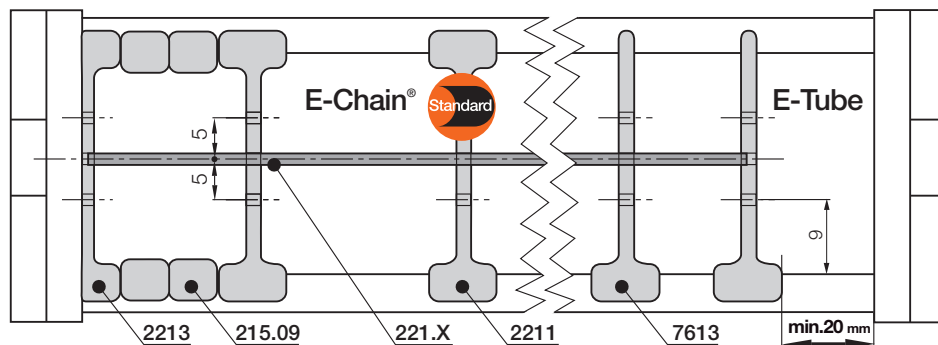




Vertical separators are used if a vertical subdivision is required. In the standard configuration, a separator is mounted at every second link. **Note:** Observe a lateral spacing of at least 20 mm (E-Tube)!



Vertical separator
2201



Vertical separator
7603



Spacer
205.09

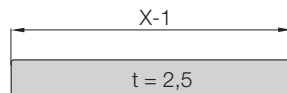


Side plate
2203

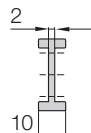


Full-width shelf 220.X

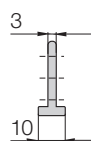
Full-width shelf




Vertical separator for E-Chains®	
unassembled	2201
assembled	2211



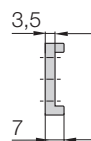
Vertical separator for E-Tubes	
unassembled	7603
assembled	7613



Spacer* for E-Chains®	
unassembled	205.09
assembled	215.09



Side plate for E-Chains®	
unassembled	2203
assembled	2213



*For side-mounted applications

Option 1: Vertical separators and spacers

● **Standard separator 2201 for E-Chains®** is used when vertical and horizontal separation is required. Due to its slot, it allows basic vertical/horizontal shelving arrangements.

● **Vertical separator 7603 for E-Tubes R760.**

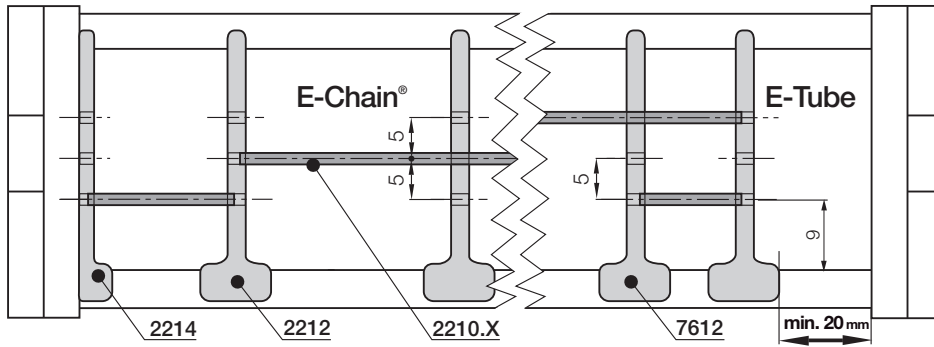
● Separators (e.g. "side mounted") for E-Chains® can be fixed in their position with **spacers 205.09**. The available inner height will be reduced by 2 mm, per spacer and side. To avoid this, the parts can be assembled on outside of the crossbar (not for long travels)

Additionally:

● **Side plate 2203 and full-width shelf 220.X** - this option makes sense in applications with many thin cables with similar diameters. It is based upon **vertical separator 2201 (7603)** for the Series **R760 E-Tube** is put in place and the shelf is inserted into the separator's slots. If no separators are desired, **side plate 2203** must be used with the **Series 220 E-Chain®**. This solution is not available for E-Tubes.

Width X [mm]	Part No. unassembled	Part No. assembled
040	220.40	221.40
050	220.50	221.50
062	220.62	221.62
070	220.70	221.70
075	220.75	221.75
087	220.87	221.87

Width X [mm]	Part No. unassembled	Part No. assembled
100	220.100	221.100
125	220.125	221.125
150	220.150	221.150
175	220.175	221.175
200	220.200	221.200



For use with many cables of differing diameters. E-Chains® and E-Tubes can be subdivided both vertically and horizontally. The shelves can be arranged elevator-shifted with different bottoms

Option 2: Shelves

● Side plates 2204, middle plates 2202 and shelves 2200.X form the basic pattern of a shelf system. Shelves of various widths can be arranged at 3 different heights (in 5 mm increments).

● A middle plate 7602 is available for the E-Tube. Side plates are not available for the E-Tube.

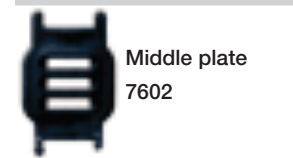
	Side plate for E-Chains®	
	unassembled	2204
	assembled	2214
	Middle plate for E-Chains®	
	unassembled	2202
	assembled	2212
	Middle plate for E-Tubes	
	unassembled	7602
	assembled	7612



Side plate 2204



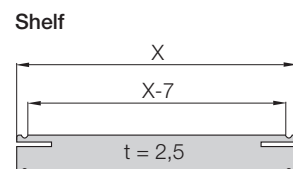
Middle plate 2202



Middle plate 7602



Shelf 2200.X



Shelf

Width X [mm]	Part No. unassembled	Part No. assembled
018	2200.18	2210.18
023	2200.23	2210.23
028	2200.28	2210.28
033	2200.33	2210.33
038	2200.38	2210.38
043	2200.43	2210.43
048	2200.48	2210.48

Width X [mm]	Part No. unassembled	Part No. assembled
058	2200.58	2210.58
068	2200.68	2210.68
073	2200.73	2210.73
088	2200.88	2210.88
099	2200.99	2210.99
124	2200.124	2210.124
149	2200.149	2210.149

System E4/00
Inner height: 28 mm

Phone +49- (0) 22 03-96 49-800
Fax +49- (0) 22 03-96 49-222

