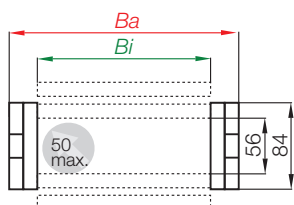


igus® E-ChainSystems®

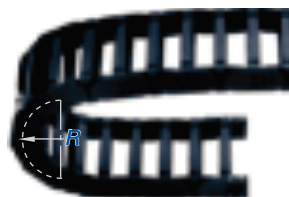


Part No. structure

400.	13.	250.	0
------	-----	------	---



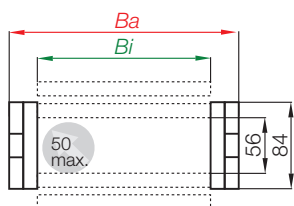
Series 400 - E-Chain® with crossbars every link



- Crossbars every link
- For rigid hydraulic hoses
- For applications particularly demanding
- Can be opened from two sides



Phone +49- (0) 22 03-96 49-800
Fax +49- (0) 22 03-96 49-222



Part No. structure

410.	13.	250.	0
------	-----	------	---



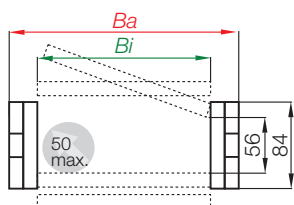
Series 410 - E-Chain® with crossbars every 2nd link



- Crossbars every 2nd link = Standard
- For nearly every situation
- Can be opened from two sides
- Easy assembly
- Stable
- Attractive price



igus® GmbH
51147 Cologne



Part No. structure

880.	25.	250.	0
------	-----	------	---



Series R880 - Fully enclosed E-Tube



- Fully enclosed
- Excellent cable protection against dirt
- Protection against hot chips (up to 900°C)
- Lids along the entire inner radius are completely removable. Lids along the entire outer radius are single sided snap-open with a hinge on the other side to keep them attached to the chain or completely removable.




Internet: www.igus.eu
E-mail: info@igus.de

Low-noise! Special low-noise version with rubber pads

Series 401 - Order example: 401.22.250.0

Further information:

www.igus.de or phone +49-0 22 03-96 49-800



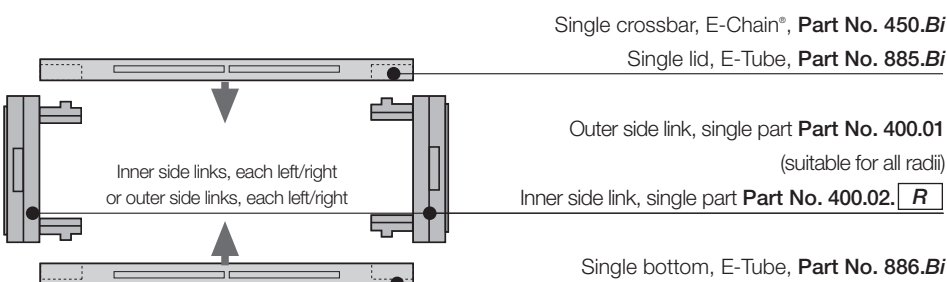
Part No.	<i>Bi</i> [mm]	<i>Ba</i> [mm]	400 [kg/m]	410 [kg/m]	R880 [kg/m]
400/410.05.....	50	84	≈ 3,44	≈ 3,12	-
400/410.06.....	65	99	≈ 3,50	≈ 3,20	-
400/410/880.07.....	75	109	≈ 3,53	≈ 3,44	≈ 3,98
400/410.08.....	87	121	≈ 3,56	≈ 3,48	-
400/410/880.10.....	100	134	≈ 3,71	≈ 3,53	≈ 4,27
400/410.11.....	112	147	≈ 3,84	≈ 3,60	-
400/410/880.12.....	125	159	≈ 3,91	≈ 3,63	≈ 4,63
400/410.13.....	137	172	≈ 4,04	≈ 3,70	-
400/410/880.15.....	150	184	≈ 4,10	≈ 3,73	≈ 5,06
400/410.16.....	162	197	≈ 4,21	≈ 3,78	-
400/410.17.....	175	209	≈ 4,32	≈ 3,84	-
400/410.18.....	187	222	≈ 4,43	≈ 3,89	-
400/410/880.20.....	200	234	≈ 4,46	≈ 3,91	≈ 5,63
400/410.21.....	212	247	≈ 4,57	≈ 3,96	-
400/410.22.....	225	259	≈ 4,63	≈ 3,99	-
400/410.23.....	237	272	≈ 4,76	≈ 4,06	-
400/410/880.25.....	250	284	≈ 4,85	≈ 4,10	≈ 6,36
400/410.26.....	262	297	≈ 4,94	≈ 4,15	-
400/410/880.27.....	275	309	≈ 5,05	≈ 4,20	≈ 6,72
400/410.28.....	287	322	≈ 5,07	≈ 4,21	-
400/410/880.30.....	300	334	≈ 5,29	≈ 4,32	≈ 7,02
400/410.31.....	312	347	≈ 5,29	≈ 4,32	-
400/410.32.....	325	359	≈ 5,38	≈ 4,37	-
400/410.33.....	337	372	≈ 5,56	≈ 4,46	-
400/410/880.35.....	350	384	≈ 5,71	≈ 4,53	≈ 7,72
400/410.36.....	362	397	≈ 5,71	≈ 4,53	-
400/410.37.....	375	409	≈ 5,73	≈ 4,54	-
400/410.38.....	387	422	≈ 5,82	≈ 4,59	-
400/410/880.40.....	400	434	≈ 6,02	≈ 4,69	≈ 8,72
400/410.41.....	412	447	≈ 6,17	≈ 4,76	-
400/410.42.....	425	459	≈ 6,33	≈ 4,84	-
400/410.43.....	437	472	≈ 6,39	≈ 4,87	-
400/410.45.....	450	484	≈ 6,46	≈ 4,91	-
400/410/880.46.....	462	497	≈ 6,48	≈ 4,92	≈ 9,19
400/410.47.....	475	509	≈ 6,61	≈ 4,98	-
400/410.48.....	487	522	≈ 6,65	≈ 5,01	-
400/410.50.....	500	534	≈ 6,74	≈ 5,05	-
400/410.51.....	512	547	≈ 6,77	≈ 5,06	-
400/410.52.....	525	559	≈ 6,81	≈ 5,08	-
400/410.53.....	537	572	≈ 6,96	≈ 5,16	-
400/410.55.....	550	584	≈ 7,45	≈ 5,40	-
400/410.60.....	600	634	≈ 7,65	≈ 5,50	-

Available bending radii

R [mm] 135* 150 175 200 240 250 300 350 400 500

Supplement Part No. with required radius. Example: 400.30. 300 .0

0 = standard color, other colors ▶ page 1.39 · Pitch = 91 mm/link - Links/m = 11



Hot Chips up to 850°C

E-Tubes that repel hot chips, up to 850°C. Some applications, depending on amount and size of the chips, can burn or melt the surface. That is no longer the case with the igus® "igumid HT" material. Order example:

Full E-Tube made of HT*:

880.40.150.0.HT

Lids made of HT:

880.40.HTE.150.0

*for long travels upon request

Further Information:

www.igus.de/en/HT

Delivery time up to 4 weeks!



* Removable lid only, no hinged option

** not available for R880

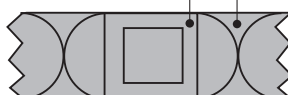


Extender crossbar for large diameter hoses ▶ page 7.196

Part No. E-Chain® links, single parts

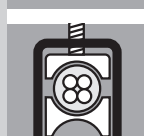
Inner side link

Outer side link



System E4/00
Inner height: 56 mm

Phone +49- (0) 22 03-96 49-800
Fax +49- (0) 22 03-96 49-222



▶ page 7.161