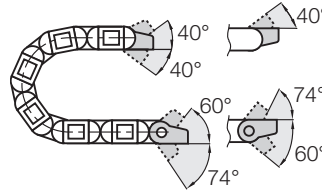



Option steel - pivoting

- For pivoting connections
- One part (two-piece) for all chain widths
- Electrically conductive

Moving end
6000.1



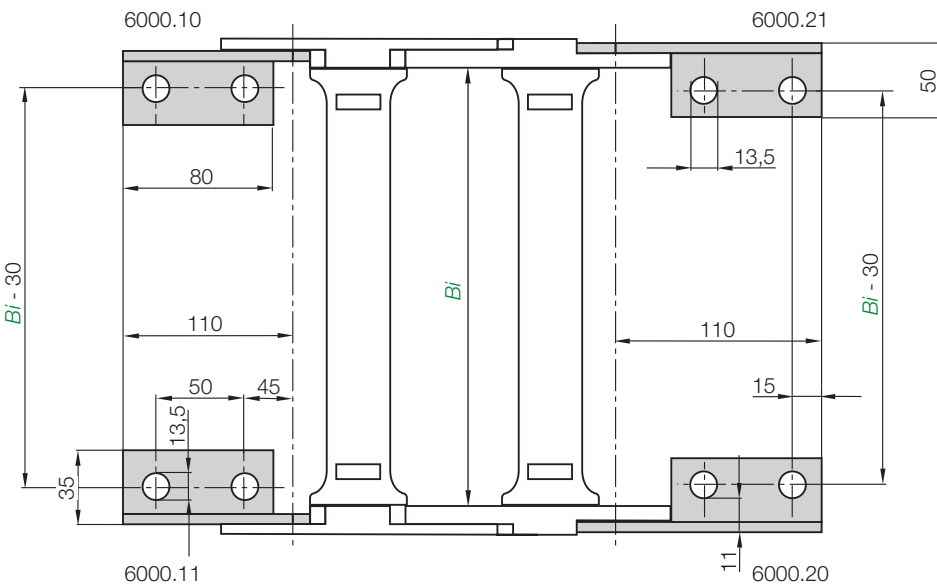
Fixed end
6000.2



Possible installation conditions -
Further installation angles ► installation sketch

Moving end
6000.1

Fixed end
6000.2



Dimensions and order configurations

Part No.	Mounting bracket
6000.1.12	Full attachment set (both sides) for E-Chain®, ending with outer side link
6000.3.12	Full attachment set (both sides) for E-Chain®, beginning with outer side link (moving end), ending with inner side link (fixed end)
6000.1	Mounting bracket set moving end (one side) for outer side link
6000.2	Mounting bracket set fixed end (one side) for inner side link

Note mounting brackets:

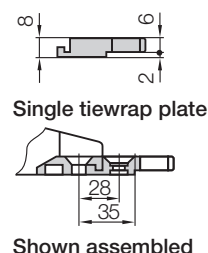
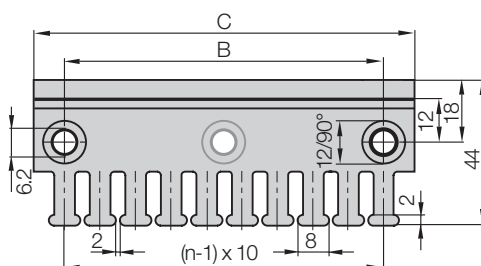
Depending on the E-Chain® length, the carrier will end with outer or inner side links. For the best appearance, make sure the chain ends with outer side link whenever possible. An odd number of links will always end with outer side links.

E4/00 | Series 640 | Accessories | Strain Relief

Tiewrap plate	No. of teeth n	Dim. C [mm]	Dim. B [mm]	Center bore
3050.ZB	5	50	30	-
3075.ZB	7	75	55	-
3100.ZB	10	100	80	-
3115.ZB	11	115	95	-
3125.ZB	12	125	105	-
3150.ZB	15	150	130	-
3175.ZB	17	175	155	-
3200.ZB	20	200	180	+
3225.ZB	22	225	205	+
3250.ZB	25	250	230	+

Tiewrap plate as individual part

As individual component screwed on KMA. Can be plugged in the mounting brackets. **Details ► chapter 10**




Single tiewrap plate

Shown assembled



► chapter 10



► page 7.161