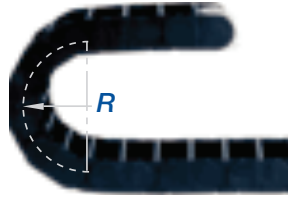


Part No. structure

640.	33.	300.	0
------	-----	------	---



Series 640 - E-Chain® with crossbars every link



- Crossbars every link
- For rigid hydraulic hoses
- For applications particularly demanding
- Can be opened from two sides



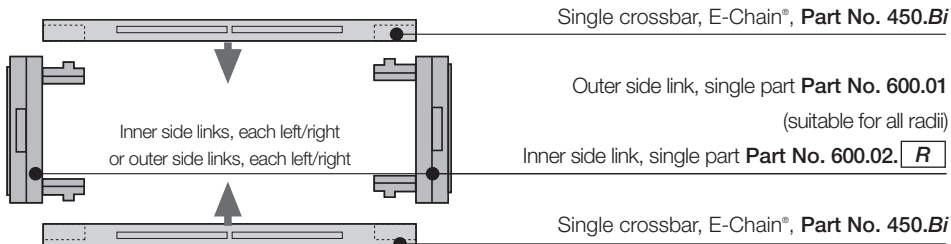
Part No.	<i>Bi</i> [mm]	<i>Ba</i> [mm]	Weight [kg/m]
640.12. <input type="text"/> .0	87	139	≈ 7,57
640.13. <input type="text"/> .0	99	152	≈ 7,66
640.15. <input type="text"/> .0	112	164	≈ 7,70
640.16. <input type="text"/> .0	124	177	≈ 7,77
640.17. <input type="text"/> .0	137	189	≈ 7,84
640.18. <input type="text"/> .0	149	202	≈ 7,91
640.20. <input type="text"/> .0	162	214	≈ 7,92
640.21. <input type="text"/> .0	174	227	≈ 7,99
640.22. <input type="text"/> .0	187	239	≈ 8,04
640.23. <input type="text"/> .0	199	252	≈ 8,12
640.25. <input type="text"/> .0	212	264	≈ 8,18
640.26. <input type="text"/> .0	224	277	≈ 8,23
640.27. <input type="text"/> .0	237	289	≈ 8,30
640.28. <input type="text"/> .0	249	302	≈ 8,32
640.30. <input type="text"/> .0	262	314	≈ 8,39
640.31. <input type="text"/> .0	274	327	≈ 8,46
640.32. <input type="text"/> .0	287	339	≈ 8,51
640.33. <input type="text"/> .0	300	352	≈ 8,62
640.35. <input type="text"/> .0	312	364	≈ 8,68
640.36. <input type="text"/> .0	324	377	≈ 8,72
640.37. <input type="text"/> .0	337	389	≈ 8,74
640.38. <input type="text"/> .0	349	402	≈ 8,79
640.40. <input type="text"/> .0	362	414	≈ 8,92
640.41. <input type="text"/> .0	374	427	≈ 9,02
640.42. <input type="text"/> .0	387	439	≈ 9,11
640.43. <input type="text"/> .0	399	452	≈ 9,16
640.45. <input type="text"/> .0	412	464	≈ 9,20
640.46. <input type="text"/> .0	424	477	≈ 9,21
640.47. <input type="text"/> .0	437	489	≈ 9,26
640.48. <input type="text"/> .0	449	502	≈ 9,30
640.50. <input type="text"/> .0	462	514	≈ 9,38
640.51. <input type="text"/> .0	474	527	≈ 9,39
640.52. <input type="text"/> .0	487	539	≈ 9,42
640.53. <input type="text"/> .0	499	552	≈ 9,52
640.55. <input type="text"/> .0	512	564	≈ 9,83
640.60. <input type="text"/> .0	562	614	≈ 9,95

Available bending radii

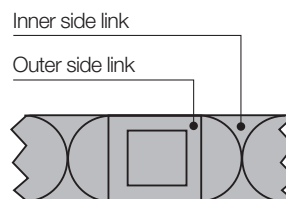
R [mm]

Supplement Part No. with required radius. Example: 640.33. .0

0 = standard color, other colors ► page 1.39 · Pitch = 143 mm/link - Links/m = 7



Part No. E-Chain® links, single parts



System E4/00
Inner height: 112 mm

Phone +49- (0) 22 03-96 49-800
Fax +49- (0) 22 03-96 49-222

