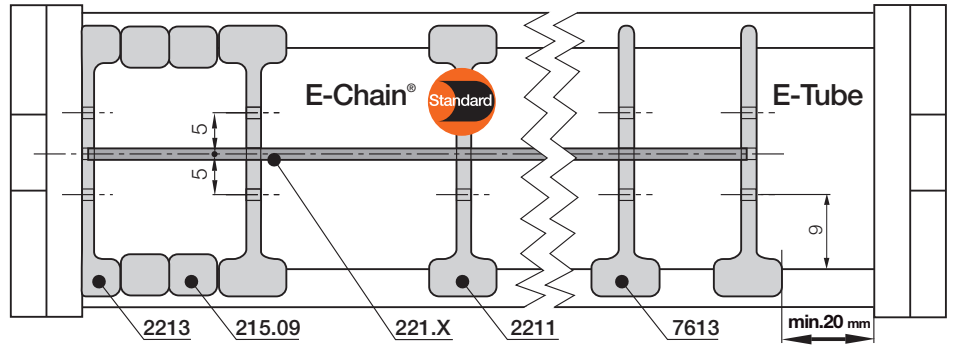




Vertical separators are used if a vertical subdivision is required. In the standard configuration, a separator is mounted at every second link. **Note:** Observe a lateral spacing of at least 20 mm (E-Tube)!



Vertical separator 2201



Vertical separator 7603



Spacer 205.09

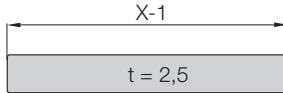


Side plate 2203

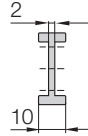


Full-width shelf 220.X

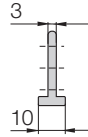
Full-width shelf



Vertical separator for E-Chains®	
unassembled	2201
assembled	2211



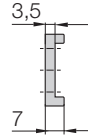
Vertical separator for E-Tubes	
unassembled	7603
assembled	7613



Spacer* for E-Chains®	
unassembled	205.09
assembled	215.09



Side plate for E-Chains®	
unassembled	2203
assembled	2213



\*For side-mounted applications

**Option 1: Vertical separators and spacers**

● **Standard separator 2201 for E-Chains®** is used when vertical and horizontal separation is required. Due to its slot, it allows basic vertical/horizontal shelving arrangements.

● **Vertical separator 7603 for E-Tubes R760.**

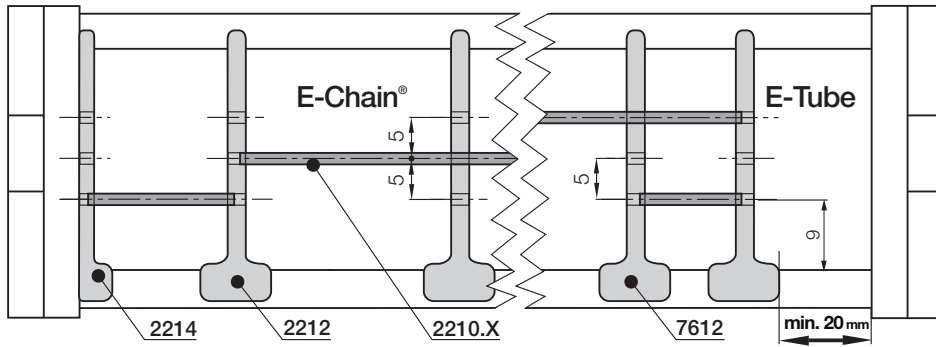
● Separators (e.g. "side mounted") for E-Chains® can be fixed in their position with **spacers 205.09**. The available inner height will be reduced by 2 mm, per spacer and side. To avoid this, the parts can be assembled on outside of the crossbar (not for long travels)

**Additionally:**

● **Side plate 2203 and full-width shelf 220.X** - this option makes sense in applications with many thin cables with similar diameters. It is based upon **vertical separator 2201 (7603)** for the Series **R760 E-Tube** is put in place and the shelf is inserted into the separator's slots. If no separators are desired, **side plate 2203** must be used with the **Series 220 E-Chain®**. This solution is not available for E-Tubes.

Width X [mm]	Part No. unassembled	Part No. assembled
040	220.40	221.40
050	220.50	221.50
062	220.62	221.62
070	220.70	221.70
075	220.75	221.75
087	220.87	221.87

Width X [mm]	Part No. unassembled	Part No. assembled
100	220.100	221.100
125	220.125	221.125
150	220.150	221.150
175	220.175	221.175
200	220.200	221.200



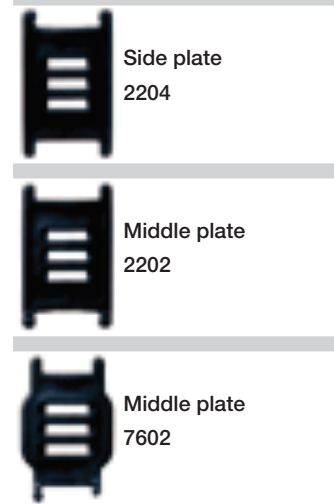
For use with many cables of differing diameters. E-Chains® and E-Tubes can be subdivided both vertically and horizontally. The shelves can be arranged elevator-shifted with different bottoms

### Option 2: Shelves

● Side plates 2204, middle plates 2202 and shelves 2200.X form the basic pattern of a shelf system. Shelves of various widths can be arranged at 3 different heights (in 5 mm increments).

● A middle plate 7602 is available for the E-Tube. Side plates are not available for the E-Tube.

	<b>Side plate for E-Chains®</b>	
	unassembled	2204
	assembled	2214
	<b>Middle plate for E-Chains®</b>	
	unassembled	2202
	assembled	2212
	<b>Middle plate for E-Tubes</b>	
	unassembled	7602
	assembled	7612

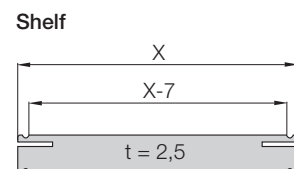


Width X [mm]	Part No. unassembled	Part No. assembled
018	2200.18	2210.18
023	2200.23	2210.23
028	2200.28	2210.28
033	2200.33	2210.33
038	2200.38	2210.38
043	2200.43	2210.43
048	2200.48	2210.48

Width X [mm]	Part No. unassembled	Part No. assembled
058	2200.58	2210.58
068	2200.68	2210.68
073	2200.73	2210.73
088	2200.88	2210.88
099	2200.99	2210.99
124	2200.124	2210.124
149	2200.149	2210.149



Shelf 2200.X



System E4/00  
Inner height: 28 mm

Phone +49- (0) 22 03-96 49-800  
Fax +49- (0) 22 03-96 49-222

