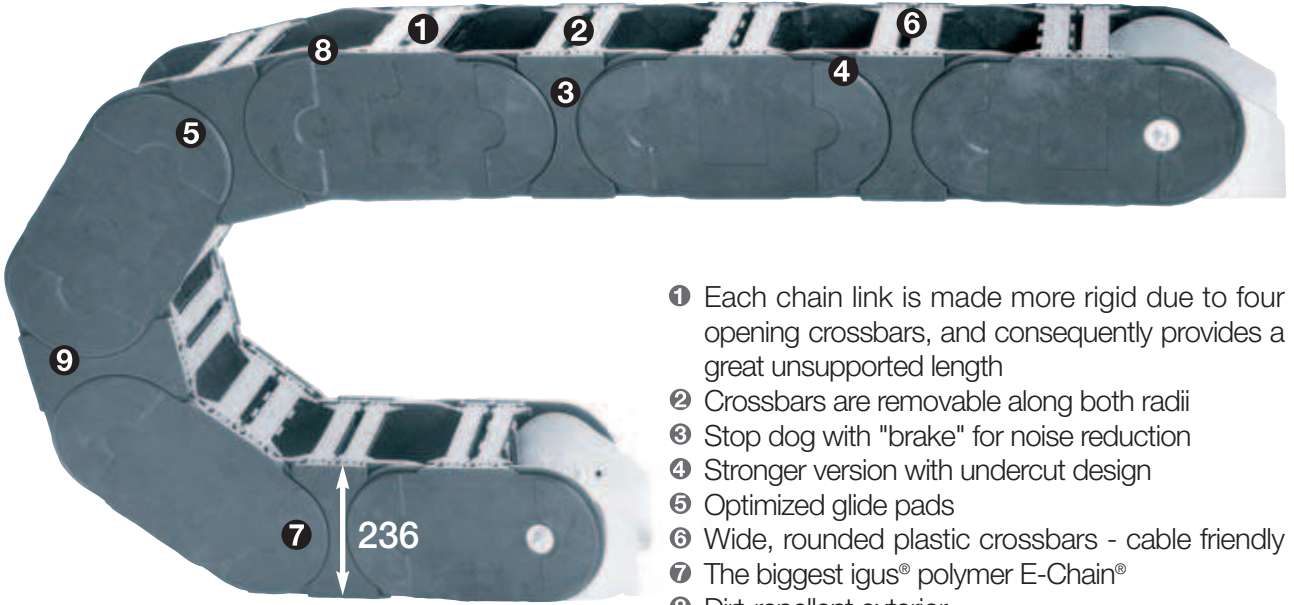


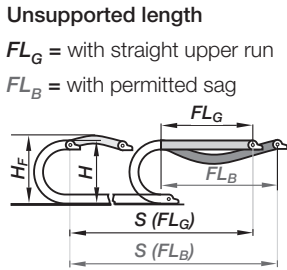
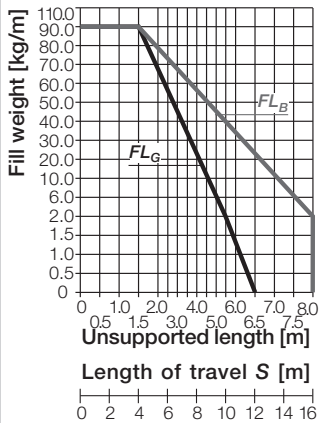
igus® E-ChainSystems®

Phone +49- (0) 22 03-96 49-800
Fax +49- (0) 22 03-96 49-222

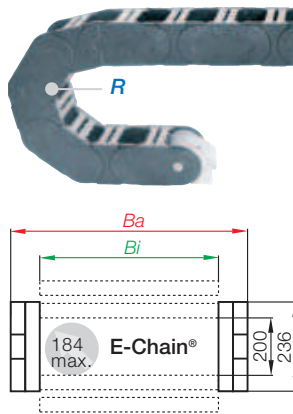
igus® GmbH
51147 Cologne



- ❶ Each chain link is made more rigid due to four opening crossbars, and consequently provides a great unsupported length
- ❷ Crossbars are removable along both radii
- ❸ Stop dog with "brake" for noise reduction
- ❹ Stronger version with undercut design
- ❺ Optimized glide pads
- ❻ Wide, rounded plastic crossbars - cable friendly
- ❼ The biggest igus® polymer E-Chain®
- ❽ Dirt-repellent exterior
- ❾ E-Chain® also available with reverse bending radii



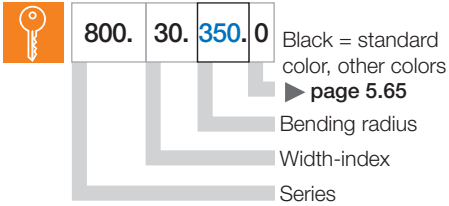
Series 800 with crossbars every link



Part No.	B_i [mm]	B_a [mm]	R [mm] Bending Radii
800.20.□.0	200	260	325 350 400
800.25.□.0	250	310	450 500 600
800.30.□.0	300	360	750 1000
800.32.□.0	325	385	Radii for all widths!
800.35.□.0	350	410	
800.40.□.0	400	460	
800.45.□.0	450	510	
800.50.□.0	500	560	
800.55.□.0	550	610	
800.60.□.0	600	660	

Supplement Part No. with required radius. Example: 800.30.350.0
 Bending radii listed above can be combined with every chain width!

Part No. structure



Order example 5,0 m complete E-Chain®
 (indicate chain-lengths or number of links)

5,0 m (20 links) **Series 800.30.350.0**

+ 2 separators **8011** assembled every 2nd link

+ 1 set mounting brackets **8000.1.12**
 (full set, ending with outer side link)

