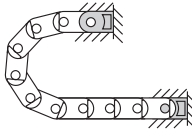
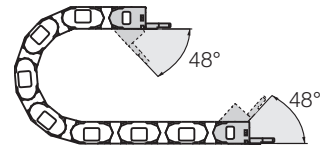


Moving end
E4.210...1.2

The Standard - option polymer, pivoting

- Recommended for unsupported and gliding applications
- KMA mounting bracket with attachment capability on all sides
- Well suited for tight installation conditions
- Integrated strain relief possible
- Variable traverse angle for flexible assembly



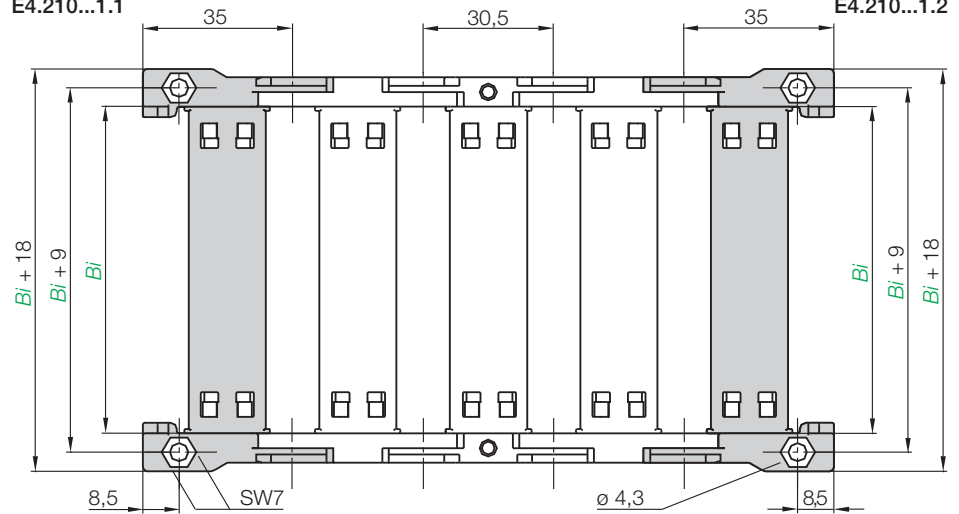
The attachment variants arising automatically by the choice of the KMA mounting bracket

Fixed end
E4.210...1.1

Dimensions and order configurations

Fixed end
E4.210...1.1

Moving end
E4.210...1.2



Part No. structure

E4.210.	030.	1.	12
---------	------	----	----



Full set, for both ends:

E4.210.030.1.12

Single-part order:

E4.210.030.1.2

Mounting bracket moving end

E4.210.030.1.1

Mounting bracket fixed end

For E-Chain®	Part No. full set	Bi [mm]	For E-Chain®	Part No. full set	Bi [mm]
.030.	E4.210.030.1.12	30	.080.	E4.210.080.1.12	80
.040.	E4.210.040.1.12	40	.090.	E4.210.090.1.12	90
.050.	E4.210.050.1.12	50	.100.	E4.210.100.1.12	100
.060.	E4.210.060.1.12	60	.110.	E4.210.110.1.12	110
.070.	E4.210.070.1.12	70	.120.	E4.210.120.1.12	120

Phone +49- (0) 22 03-96 49-800
Fax +49- (0) 22 03-96 49-222


igus® GmbH
51147 Cologne

Internet: www.igus.eu
E-mail: info@igus.de





Special feature mounting brackets KMA: Series E4.21

- Mounting brackets with attachment points on all sides
- Special design of the counterbore as hexagon - the inlay of the nut (M4) and the counterboring of the hexagon socket head srew (M4), is consequently possible
- **Attention:** Mounting brackets always ends with an inner plate (uneven number of links)



Accessories | Strain Relief



Strain relief separator T2103.Z

- Can be integrated into the connector component and can be positioned as required
- Double-layered strain relief
- It combines strain relief and interior separation.

