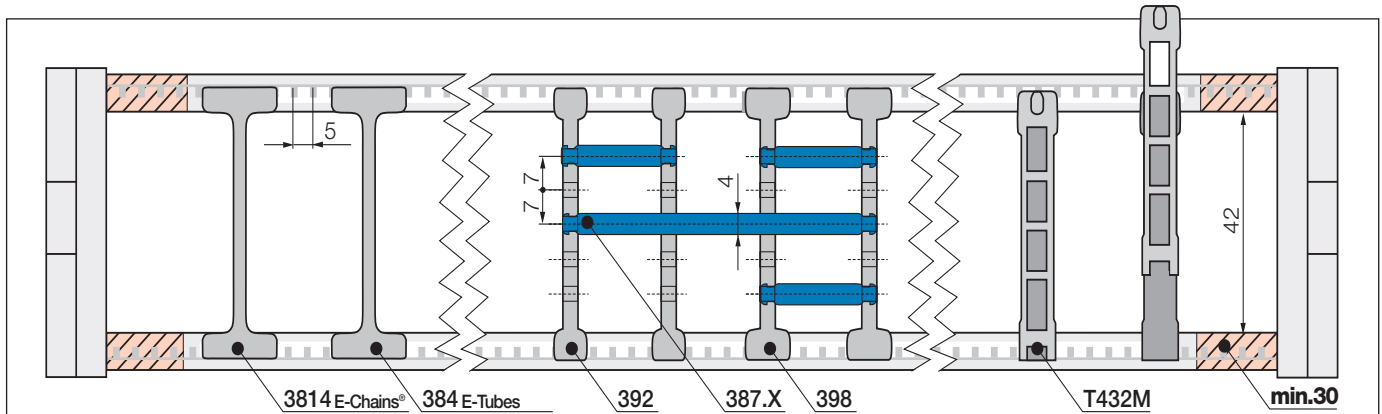


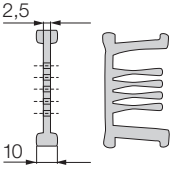

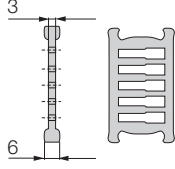


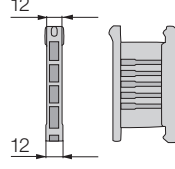

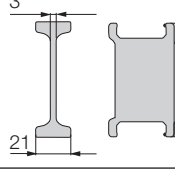

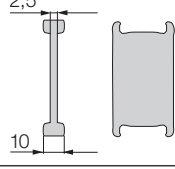

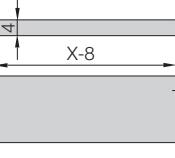


E4.1 | Series E4.42 | Interior separation | Options

Elements of the previous interior separation program can still be ordered ▶ www.igus.de/en/E4.42



Note E-Tube: Please observe a lateral spacing of **30 mm** to the sidelinks!
In the standard configuration separators are assembled every 2nd E-Chain® link !

			Open slotted separator for E-Chains®/E-Tubes unassembled 397 assembled 398
			Slotted separator for E-Chains®/E-Tubes unassembled 391 assembled 392
			Split separator for E-Chains® unassembled T423 assembled T423M
			Locking separator for E-Chains® unassembled 3804 assembled 3814
			Locking separator for E-Tubes unassembled 383 assembled 384
			Shelf unassembled 386.X assembled 387.X

Open, slotted separator 397 (unilateral open)

Fast assembly - can be retrofitted into an existing interior separation system without a need for dismantling the interior separators. During an installation of open slotted separators, the top and bottom notches cannot be occupied by shelves.

Slotted separator 391

For very fine subdivisions. However, they cannot be retrofitted into an existing separation system without dismantling the interior separators first.

Split separator T423 (E-Chains® only)

Ideal for subsequent shelving or for the initial assembly of the E-Chain® without a need for dismantling the interior separators.

Locking separator 3804 (E-Chains® only)

For applications exposed to very high humidity (> 85%). Locks with extra retention force. Tip: one locking separator per E-Chain® link for better mounting.

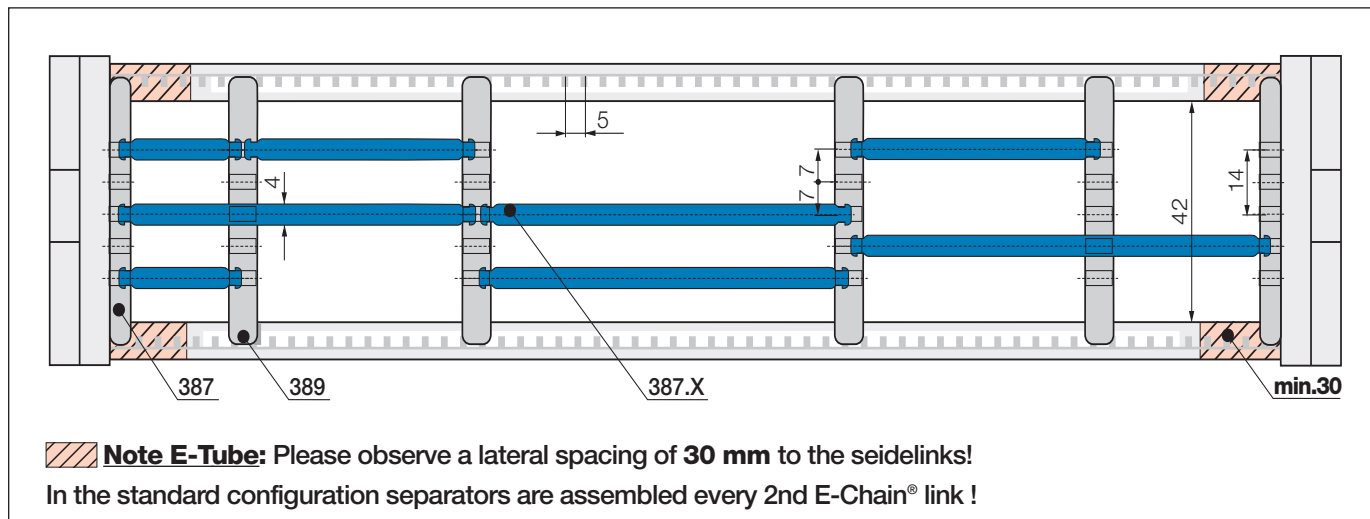
Locking separator 383 (E-Tubes only)

For E-Tubes R4.42.

Shelf 386.X

For horizontal separation. Shelves of various widths can be arranged at 5 different heights (in 7 mm increments). - see table beneath (not in combination with 3804, 383).





		Middle plate for E-Chains® / E-Tubes unassembled 388 assembled 389
		Side plate for E-Chains® / E-Tubes unassembled 386 assembled 387

Middle plate 388

Middle plates form the basic pattern of a shelf system. Shelves 386.X (table below) can be arranged at 5 different heights (in 7 mm increments).

Side plate 386

Works like middle plate.
Allows modular shelving close to the side links.

Shelves - interior separation options

Width X [mm]	unassembled	assembled	Width X [mm]	unassembled	assembled	Width X [mm]	unassembled	assembled
018	386.18	387.18	050	386.50	387.50	108	386.108	387.108
023	386.23	387.23	054	386.54	387.54	125	386.125	387.125
025	386.25	387.25	062	386.62	387.62	150	386.150	387.150
028	386.28	387.28	075	386.75	387.75	175	386.175	387.175
033	386.33	387.33	087	386.87	387.87	200	386.200	387.200
043	386.43	387.43	100	386.100	387.100	208	386.208	387.208

