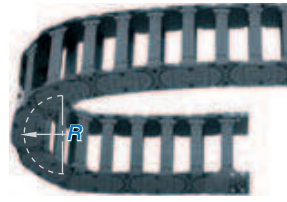


Part No. structure

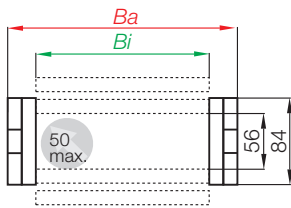
E4.56.	13.	250.	0
--------	-----	------	---



Series E4.56 - E-Chain® with crossbars every link



- Crossbars every link
- For rigid hydraulic hoses
- For applications particularly demanding
- Can be opened from two sides




Part No. structure

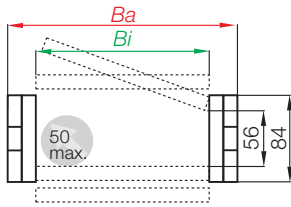
H4.56.	13.	250.	0
--------	-----	------	---



Series H4.56 - E-Chain® with crossbars every 2nd link



- Crossbars every 2nd link = Standard
- For nearly every situation
- Can be opened from two sides
- Easy assembly
- Stable
- Attractive price




Part No. structure

R4.56.	25.	250.	0
--------	-----	------	---



Series R4.56 - Fully enclosed E-Tube



- Fully enclosed
- Excellent cable protection against dirt
- Protection against hot chips
- Lids along the entire inner radius are completely removable. Lids along the entire outer radius are single sided snap-open with a hinge on the other side to keep them attached to the chain or completely removable.




Low-noise! ...due to special rubber pads design

Series ES4.1 - Order example: ES4.56.25.250.0

Series HS4.1 - Order example: HS4.56.25.250.0

Series RS4.1 - Order example: RS4.56.25.250.0

Further information: www.igus.de or phone: +49-0 22 03-96 49-800



E4.1 | Series E4.56 | Product Range



E4.56
H4.56
R4.56

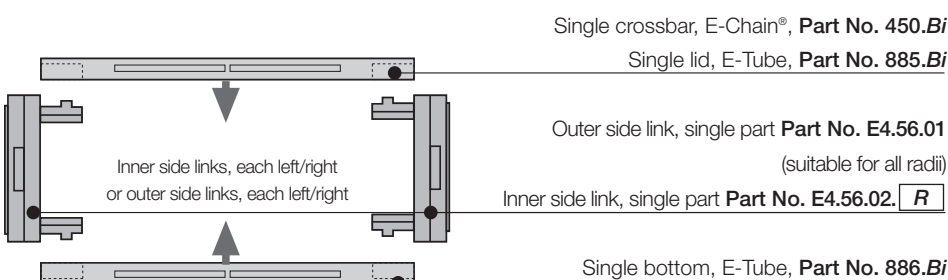
Part No.		<i>Bi</i> [mm]	<i>Ba</i> [mm]	E4.56 [kg/m]	H4.56 [kg/m]	R4.56 [kg/m]
E4.56/H4.56.05.....	<input type="checkbox"/> .0	50	84	3,301	3,158	-
E4.56/H4.56.06.....	<input type="checkbox"/> .0	65	99	3,390	3,202	-
E4.56/H4.56/R4.56.07....	<input type="checkbox"/> .0*	75	109	3,458	3,236	3,910
E4.56/H4.56.08.....	<input type="checkbox"/> .0	87	121	3,538	3,276	-
E4.56/H4.56/R4.56.10....	<input type="checkbox"/> .0	100	134	3,633	3,323	4,200
E4.56/H4.56.11.....	<input type="checkbox"/> .0	112	147	3,749	3,382	-
E4.56/H4.56/R4.56.12....	<input type="checkbox"/> .0	125	159	3,827	3,420	4,560
E4.56/H4.56.13.....	<input type="checkbox"/> .0	137	172	3,963	3,488	-
E4.56/H4.56/R4.56.15....	<input type="checkbox"/> .0	150	184	4,000	3,507	4,940
E4.56/H4.56.16.....	<input type="checkbox"/> .0	162	197	4,113	3,563	-
E4.56/H4.56/R4.56.17....	<input type="checkbox"/> .0	175	209	4,245	3,630	-
E4.56/H4.56.18.....	<input type="checkbox"/> .0	187	222	4,357	3,685	-
E4.56/H4.56/R4.56.20....	<input type="checkbox"/> .0	200	234	4,413	3,713	5,560
E4.56/H4.56.21.....	<input type="checkbox"/> .0	212	247	4,484	3,749	-
E4.56/H4.56.22.....	<input type="checkbox"/> .0	225	259	4,553	3,784	-
E4.56/H4.56.23.....	<input type="checkbox"/> .0	237	272	4,663	3,838	-
E4.56/H4.56/R4.56.25....	<input type="checkbox"/> .0	250	284	4,774	3,894	6,290
E4.56/H4.56.26.....	<input type="checkbox"/> .0	262	297	4,865	3,939	-
E4.56/H4.56/R4.56.27....	<input type="checkbox"/> .0	275	309	4,967	3,990	6,650
E4.56/H4.56.28.....	<input type="checkbox"/> .0	287	322	5,025	4,019	-
E4.56/H4.56/R4.56.30....	<input type="checkbox"/> .0	300	334	5,177	4,095	6,950
E4.56/H4.56.31.....	<input type="checkbox"/> .0	312	347	5,214	4,114	-
E4.56/H4.56.32.....	<input type="checkbox"/> .0	325	359	5,317	4,166	-
E4.56/H4.56.33.....	<input type="checkbox"/> .0	337	372	5,437	4,225	-
E4.56/H4.56/R4.56.35....	<input type="checkbox"/> .0	350	384	5,639	4,326	7,650
E4.56/H4.56.36.....	<input type="checkbox"/> .0	362	397	5,549	4,282	-
E4.56/H4.56.37.....	<input type="checkbox"/> .0	375	409	5,646	4,330	-
E4.56/H4.56.38.....	<input type="checkbox"/> .0	387	422	5,762	4,388	-
E4.56/H4.56/R4.56.40....	<input type="checkbox"/> .0	400	434	6,031	4,523	8,650
E4.56/H4.56.41.....	<input type="checkbox"/> .0	412	447	5,955	4,484	-
E4.56/H4.56.42.....	<input type="checkbox"/> .0	425	459	6,247	4,630	-
E4.56/H4.56.43.....	<input type="checkbox"/> .0	437	472	6,090	4,552	-
E4.56/H4.56.45.....	<input type="checkbox"/> .0	450	484	6,420	4,717	-
E4.56/H4.56/R4.56.46....	<input type="checkbox"/> .0	462	497	6,372	4,693	9,118
E4.56/H4.56.47.....	<input type="checkbox"/> .0	475	509	6,412	4,713	-
E4.56/H4.56.48.....	<input type="checkbox"/> .0	487	522	6,658	4,836	-
E4.56/H4.56.50.....	<input type="checkbox"/> .0	500	534	6,755	4,885	-
E4.56/H4.56.51.....	<input type="checkbox"/> .0	512	547	6,668	4,841	-
E4.56/H4.56.52.....	<input type="checkbox"/> .0	525	559	6,842	4,928	-
E4.56/H4.56.53.....	<input type="checkbox"/> .0	537	572	6,934	4,974	-
E4.56/H4.56.55.....	<input type="checkbox"/> .0	550	584	7,355	5,184	-
E4.56/H4.56.60.....	<input type="checkbox"/> .0	600	634	7,584	5,299	-

Available bending radii *Removable lid only, no hinged option **not available for R4.56

R [mm] 135** 150 175 200 240 250 300 350 400 450 500

Supplement Part No. with required radius. Example: E4.56.30.300.0

0 = standard color, other colors ▶ page 5.65 · Pitch: 91 mm/link - Links/m = 11



TIP!
Hot Chips up to 850°C
E-Tubes that repel hot chips, up to 850°C
Some applications, depending on amount and size of the chips, left burn- and melt marks. That is no longer the case with the igus® "igumid HT" material.
Further information
www.igus.de/en/HT
phone +49-0 22 03-96 49-800

TIP!
Extrem-Glider...
with up to 70% larger glide surface. For high additional loads and high gliding speeds. Gliding applications without additional elements as well as 150% more wear allowance and improvement of service life by factor 4!
Order example:
E4.56.35G.250.0 / E4.56.45G.250.0

Extender crossbar for large diameter hoses ▶ page 5.288

Part No. E-Chain® links, single parts
Inner side link
Outer side link

System E4.1
Inner height: 56 mm

Phone +49- (0) 22 03-96 49-800
Fax +49- (0) 22 03-96 49-222



▶ 5.241