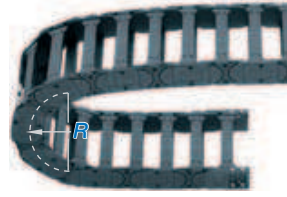


Part No. structure

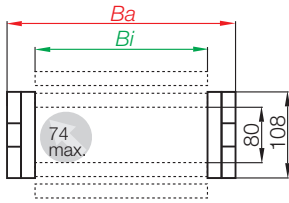
| | | | |
|--------|-----|------|---|
| E4.80. | 30. | 300. | 0 |
|--------|-----|------|---|



Series E4.80 - E-Chain® with crossbars every link



- Crossbars every link
- For rigid hydraulic hoses
- For applications particularly demanding
- Can be opened from two sides




Part No. structure

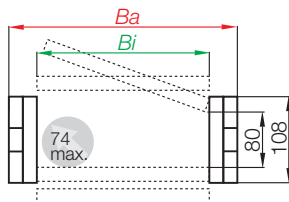
| | | | |
|--------|-----|------|---|
| H4.80. | 30. | 300. | 0 |
|--------|-----|------|---|



Series H4.80 - E-Chain® with crossbars every 2nd link



- Crossbars every 2nd link = Standard
- For nearly every situation
- Can be opened from two sides
- Easy assembly
- Stable
- Attractive price




Part No. structure

| | | | |
|--------|-----|------|---|
| R4.80. | 25. | 300. | 0 |
|--------|-----|------|---|



Series R4.80 - Fully enclosed E-Tube



- Fully enclosed
- Excellent cable protection against dirt
- Protection against hot chips
- Lids along the entire inner radius are completely removable. Lids along the entire outer radius are single sided snap-open with a hinge on the other side to keep them attached to the chain or completely removable.




Low-noise! ...due to special rubber pads design

Series ES4.1 - Order example: ES4.80.15.250.0

Series HS4.1 - Order example: HS4.80.15.250.0

Series RS4.1 - Order example: RS4.80.25.250.0

Further information: www.igus.de or phone: +49-0 22 03-96 49-800



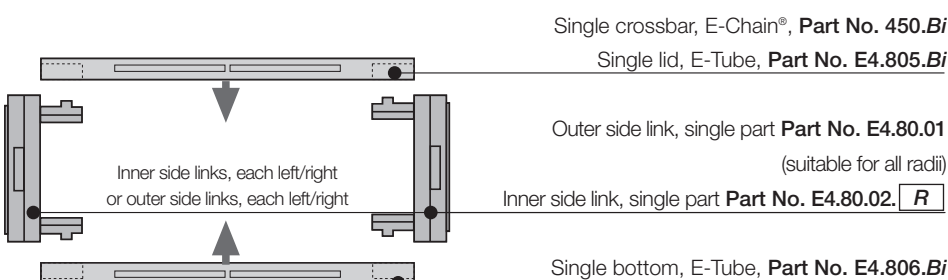
| Part No. | | <i>Bi</i> | <i>Ba</i> | E4.80 | H4.80 | R4.80 |
|-----------------------|---|-----------|-----------|--------|--------|--------|
| | | [mm] | [mm] | [kg/m] | [kg/m] | [kg/m] |
| E4.80/H4.80.05. | <input type="checkbox"/> .0 | 50 | 100 | 5,339 | 5,221 | - |
| E4.80/H4.80.06. | <input type="checkbox"/> .0 | 65 | 115 | 5,411 | 5,257 | - |
| E4.80/H4.80.07. | <input type="checkbox"/> .0* | 75 | 137 | 5,467 | 5,285 | - |
| E4.80/H4.80.08. | <input type="checkbox"/> .0 | 87 | 115 | 5,563 | 5,319 | - |
| E4.80/H4.80.10. | <input type="checkbox"/> .0 | 100 | 150 | 5,610 | 5,357 | - |
| E4.80/H4.80.11. | <input type="checkbox"/> .0 | 112 | 163 | 5,705 | 5,404 | - |
| E4.80/H4.80.12. | <input type="checkbox"/> .0 | 125 | 175 | 5,769 | 5,436 | - |
| E4.80/H4.80.13. | <input type="checkbox"/> .0 | 137 | 188 | 5,880 | 5,492 | - |
| E4.80/H4.80.15. | <input type="checkbox"/> .0 | 150 | 200 | 5,911 | 5,507 | - |
| E4.80/H4.80.16. | <input type="checkbox"/> .0 | 162 | 213 | 6,003 | 5,553 | - |
| E4.80/H4.80.17. | <input type="checkbox"/> .0 | 175 | 225 | 6,111 | 5,607 | 6,840 |
| E4.80/H4.80.18. | <input type="checkbox"/> .0 | 187 | 238 | 6,202 | 5,653 | - |
| E4.80/H4.80/R4.80.20. | <input type="checkbox"/> .0 *R4.80.20 NEW | 200 | 250 | 6,248 | 5,676 | 7,230 |
| E4.80/H4.80.21. | <input type="checkbox"/> .0 | 212 | 263 | 6,306 | 5,705 | - |
| E4.80/H4.80.22. | <input type="checkbox"/> .0 | 225 | 275 | 6,363 | 5,733 | - |
| E4.80/H4.80.23. | <input type="checkbox"/> .0 | 237 | 288 | 6,453 | 5,778 | - |
| E4.80/H4.80/R4.80.25. | <input type="checkbox"/> .0 | 250 | 300 | 6,543 | 5,824 | 8,060 |
| E4.80/H4.80.26. | <input type="checkbox"/> .0 | 262 | 313 | 6,618 | 5,861 | - |
| E4.80/H4.80.27. | <input type="checkbox"/> .0 | 275 | 325 | 6,701 | 5,902 | - |
| E4.80/H4.80.28. | <input type="checkbox"/> .0 | 287 | 338 | 6,749 | 5,926 | - |
| E4.80/H4.80/R4.80.30. | <input type="checkbox"/> .0 *R4.80.25 NEW | 300 | 350 | 6,873 | 5,988 | 8,730 |
| E4.80/H4.80.31. | <input type="checkbox"/> .0 | 312 | 363 | 6,904 | 6,004 | - |
| E4.80/H4.80.32. | <input type="checkbox"/> .0 | 325 | 375 | 6,988 | 6,046 | - |
| E4.80/H4.80.33. | <input type="checkbox"/> .0 | 337 | 388 | 7,086 | 6,095 | - |
| E4.80/H4.80/R4.80.35. | <input type="checkbox"/> .0 *R4.80.35 NEW | 350 | 400 | 7,251 | 6,177 | 9,470 |
| E4.80/H4.80.36. | <input type="checkbox"/> .0 | 362 | 413 | 7,178 | 6,141 | - |
| E4.80/H4.80.37. | <input type="checkbox"/> .0 | 375 | 425 | 7,257 | 6,180 | - |
| E4.80/H4.80.38. | <input type="checkbox"/> .0 | 387 | 438 | 7,352 | 6,228 | - |
| E4.80/H4.80/R4.80.40. | <input type="checkbox"/> .0 | 400 | 450 | 7,572 | 6,338 | 10,210 |
| E4.80/H4.80.41. | <input type="checkbox"/> .0 | 412 | 463 | 7,510 | 6,307 | - |
| E4.80/H4.80.42. | <input type="checkbox"/> .0 | 425 | 475 | 7,749 | 6,426 | - |
| E4.80/H4.80.43. | <input type="checkbox"/> .0 | 437 | 488 | 7,621 | 6,362 | - |
| E4.80/H4.80.45. | <input type="checkbox"/> .0 | 450 | 500 | 7,890 | 6,497 | - |
| E4.80/H4.80.46. | <input type="checkbox"/> .0 | 462 | 513 | 7,851 | 6,477 | - |
| E4.80/H4.80.47. | <input type="checkbox"/> .0 | 475 | 525 | 7,884 | 6,494 | - |
| E4.80/H4.80.48. | <input type="checkbox"/> .0 | 487 | 538 | 8,086 | 6,595 | - |
| E4.80/H4.80.50. | <input type="checkbox"/> .0 | 500 | 550 | 8,093 | 6,598 | - |
| E4.80/H4.80.51. | <input type="checkbox"/> .0 | 512 | 563 | 8,165 | 6,634 | - |
| E4.80/H4.80.52. | <input type="checkbox"/> .0 | 525 | 575 | 8,235 | 6,670 | - |
| E4.80/H4.80.53. | <input type="checkbox"/> .0 | 537 | 588 | 8,311 | 6,707 | - |
| E4.80/H4.80.55. | <input type="checkbox"/> .0 | 550 | 600 | 8,655 | 6,879 | - |
| E4.80/H4.80.60. | <input type="checkbox"/> .0 | 600 | 650 | 8,843 | 6,973 | - |

Available bending radii

R [mm] 150* 200 250 300 350 400 500 550 600 1000

Supplement Part No. with required radius. Example: E4.80.30.300.0

0 = standard color, other colors ▶ page 5.65 · Pitch: 111 mm/link - Links/m = 9



TIP!
Hot Chips up to 850°C
E-Tubes that repel hot chips, up to 850°C
Some applications, depending on amount and size of the chips, left burn- and melt marks. That is no longer the case with the igus® "igumid HT" material.
Further information
www.igus.de/en/HT
phone +49-0 22 03-96 49-800

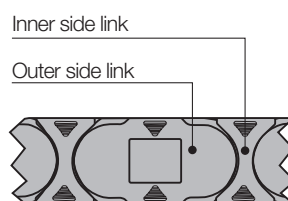
*NEW in this catalog

More widths are available upon request. - Delivery time: approx. 6-8 weeks after receipt of order!



Extender crossbar for large diameter hoses ▶ page 5.300

Part No. E-Chain® links, single parts



System E4.1
Inner height: 80 mm

Phone +49- (0) 22 03-96 49-800
Fax +49- (0) 22 03-96 49-222

