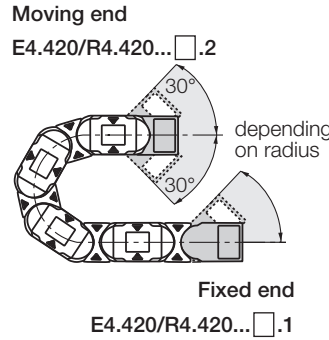


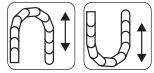
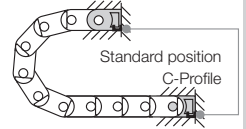
The Standard - Option KMA* - pivoting

- Recommended for unsupported and gliding applications
- Universal mountable with attachment capability on all sides
- Bolted connection outside of chain cross-section
- Confined installation conditions
- Corrosion resistant

*KMA = Polymer Metal Mounting Bracket



The attachment variants arising automatically by the choice of the KMA mounting bracket

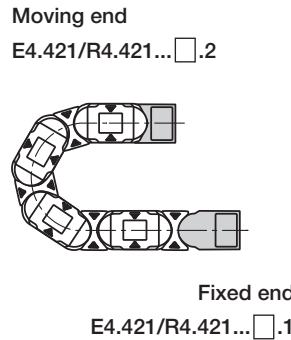


Option KMA - locking

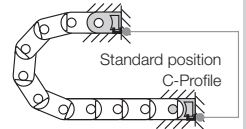
- Recommended for vertical hanging / standing applications

Additionally:

- Universal mountable
- C-profile option
- Corrosion resistant
- Locked connections
- At very high acceleration

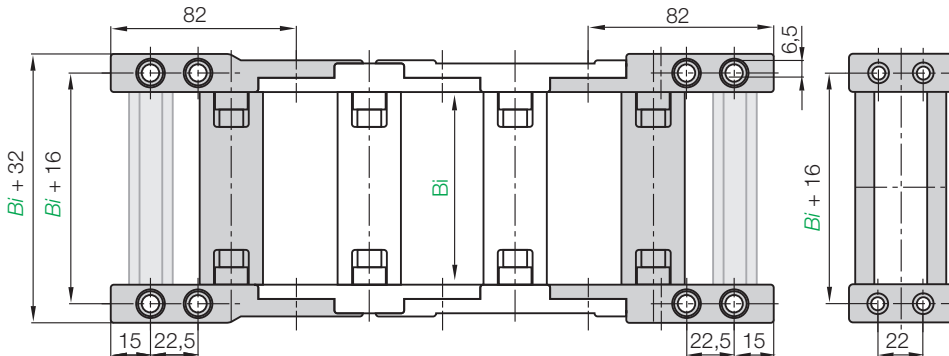


The attachment variants arising automatically by the choice of the KMA mounting bracket



Fixed end
E4.420/R4.420... .1 (pivoting)
E4.421/R4.421... .1 (locking)

Moving end
(pivoting) E4.420/R4.420... .2
(locking) E4.421/R4.421... .2

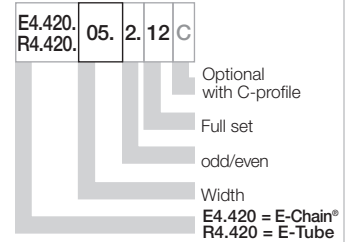


Width index	Part No. full set pivoting	Part No. full set locking	Bi [mm]	Width index	Part No. full set pivoting	Part No. full set locking	Bi [mm]
.05	E4./R4.420	E4./R4.421	.05 . .12 . C 50	.23	E4.420	E4.421	.23 . .12 . C 225
.06	E4.420	E4.421	.06 . .12 . C 68	.237	E4.420	E4.421	.237 . .12 . C 237
.07	E4./R4.420	E4./R4.421	.07 . .12 . C 75	.25	E4./R4.420	E4./R4.421	.25 . .12 . C 250
.087	E4./R4.420	E4./R4.421	.087 . .12 . C 87	.262	E4.420	E4.421	.262 . .12 . C 262
.10	E4./R4.420	E4./R4.421	.10 . .12 . C 100	.28	E4.420	E4.421	.28 . .12 . C 275
.11	E4./R4.420	E4./R4.421	.11 . .12 . C 108	.29	E4.420	E4.421	.29 . .12 . C 287
.112	E4.420	E4.421	.112 . .12 . C 112	.30	E4./R4.420	E4./R4.421	.30 . .12 . C 300
.12	E4./R4.420	E4./R4.421	.12 . .12 . C 125	.312	E4.420	E4.421	.312 . .12 . C 312
.137	E4.420	E4.421	.137 . .12 . C 137	.325	E4.420	E4.421	.325 . .12 . C 325
.15	E4./R4.420	E4./R4.421	.15 . .12 . C 150	.337	E4.420	E4.421	.337 . .12 . C 337
.162	E4.420	E4.421	.162 . .12 . C 162	.350	E4.420	E4.421	.350 . .12 . C 350
.17	E4./R4.420	E4./R4.421	.17 . .12 . C 168	.362	E4.420	E4.421	.362 . .12 . C 362
.18	E4.420	E4.421	.18 . .12 . C 175	.375	E4.420	E4.421	.375 . .12 . C 375
.187	E4.420	E4.421	.187 . .12 . C 187	.387	E4.420	E4.421	.387 . .12 . C 387
.20	E4./R4.420	E4./R4.421	.20 . .12 . C 200	.400	E4.420	E4.421	.400 . .12 . C 400
.212	E4.420	E4.421	.212 . .12 . C 212				

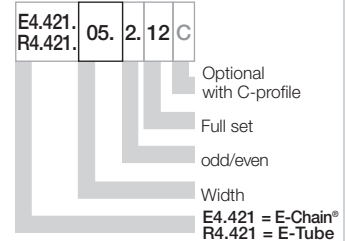
Please insert **1** for odd number of links or **2** for even number of links

Dimensions and order configurations

Part No. structure (pivoting)



Part No. structure (locking)



Note: The E4.1 System may end with either an inner side or an outer side link. Keep in mind that an outer side link always forms the first chain link at the moving end. The Part No. depend on an even or odd numbers of links. Please insert: **1** for odd number of links or **2** for even number of links

Full set, for both ends:
E4.420, .05, .2, .12, C (even)

Single-part order:
E4.420, .05, .2, .2, C (even)

Mounting bracket **moving end**
E4.420, .05, .2, .1, C (even)

Mounting bracket **fixed end**

