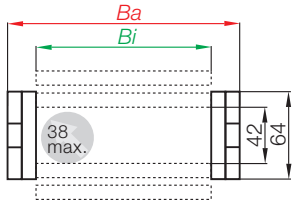


igus® E-ChainSystems®




Part No. structure

E4.42. 400. 300. 0



Series E4.42 - E-Chain® with crossbars every link



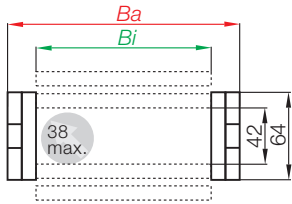
- Crossbars every link
- For rigid hydraulic hoses
- For applications particularly demanding
- Can be opened from two sides



Phone +49- (0) 22 03-96 49-800
Fax +49- (0) 22 03-96 49-222

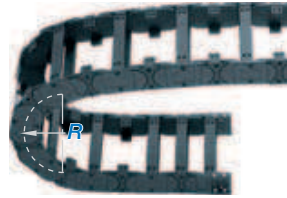


Series H4.42 - E-Chain® with crossbars every 2nd link



Part No. structure

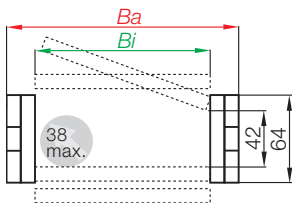
H4.42. 400. 300. 0



- Crossbars every 2nd link = Standard
- For nearly every situation
- Can be opened from two sides
- Easy assembly
- Stable
- Attractive price



igus® GmbH
51147 Cologne

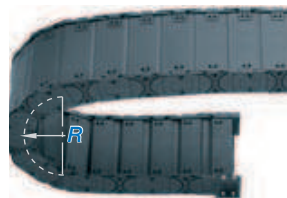


Part No. structure

R4.42. 25. 300. 0



Series R4.42 - Fully enclosed E-Tube



- Fully enclosed
- Excellent cable protection against dirt
- Protection against hot chips
- Lids along the entire inner radius are completely removable. Lids along the entire outer radius are single sided snap-open with a hinge on the other side to keep them attached to the chain or completely removable.



Internet: www.igus.eu
E-mail: info@igus.de


Low-noise! ...due to special rubber pads design

Series ES4.1 - Order example: ES4.42.10.250.0

Series HS4.1 - Order example: HS4.42.10.250.0

Series RS4.1 - Order example: RS4.42.10.250.0

Further information: www.igus.de or phone: +49-0 22 03-96 49-800



TIP!



Part No.		Bi [mm]	Ba [mm]	E4.42 [kg/m]	H4.42 [kg/m]	R4.42 [kg/m]
E4.42/H4.42/R4.42.05.	<input type="checkbox"/> .0*	50	76	1,923	1,804	2,150
E4.42/H4.42.06.	<input type="checkbox"/> .0	68	94	2,031	1,858	-
E4.42/H4.42/R4.42.07.	<input type="checkbox"/> .0	75	101	2,059	1,872	2,280
E4.42/H4.42/R4.42.087.	<input type="checkbox"/> .0 *R4.42.087 NEW	87	114	2,119	1,903	2,410
E4.42/H4.42/R4.42.10.	<input type="checkbox"/> .0	100	126	2,188	1,973	2,520
E4.42/H4.42/R4.42.11.	<input type="checkbox"/> .0	108	134	2,235	1,960	2,570
E4.42/H4.42.112.	<input type="checkbox"/> .0	112	139	2,247	1,966	-
E4.42/H4.42/R4.42.12.	<input type="checkbox"/> .0	125	151	2,341	2,014	2,730
E4.42/H4.42.137.	<input type="checkbox"/> .0	137	164	2,385	2,035	-
E4.42/H4.42/R4.42.15.	<input type="checkbox"/> .0	150	176	2,460	2,073	2,980
E4.42/H4.42.162.	<input type="checkbox"/> .0	162	189	2,484	2,085	-
E4.42/H4.42/R4.42.17.	<input type="checkbox"/> .0	168	194	2,553	2,119	3,150
E4.42/H4.42.18.	<input type="checkbox"/> .0	175	201	2,571	2,128	-
E4.42/H4.42.187.	<input type="checkbox"/> .0	187	214	2,610	2,148	-
E4.42/H4.42/R4.42.20.	<input type="checkbox"/> .0	200	226	2,715	2,200	3,450
E4.42/H4.42.212.	<input type="checkbox"/> .0	212	239	2,757	2,221	-
E4.42/H4.42.23.	<input type="checkbox"/> .0	225	251	2,841	2,263	-
E4.42/H4.42.237.	<input type="checkbox"/> .0	237	264	2,865	2,275	-
E4.42/H4.42/R4.42.25.	<input type="checkbox"/> .0	250	276	2,979	2,332	4,250
E4.42/H4.42.262.	<input type="checkbox"/> .0	262	289	3,048	2,367	-
E4.42/H4.42.28.	<input type="checkbox"/> .0	275	301	3,108	2,397	-
E4.42/H4.42.29.	<input type="checkbox"/> .0	287	314	3,136	2,411	-
E4.42/H4.42/R4.42.30.	<input type="checkbox"/> .0	300	326	3,243	2,464	4,890
E4.42/H4.42.312.	<input type="checkbox"/> .0	312	339	3,262	2,474	-
E4.42/H4.42.325.	<input type="checkbox"/> .0	325	351	3,348	2,517	-
E4.42/H4.42.337.	<input type="checkbox"/> .0	337	364	3,399	2,542	-
E4.42/H4.42.350.	<input type="checkbox"/> .0	350	376	3,588	2,637	-
E4.42/H4.42.362.	<input type="checkbox"/> .0	362	389	3,669	2,677	-
E4.42/H4.42.375.	<input type="checkbox"/> .0	375	402	3,730	2,708	-
E4.42/H4.42.387.	<input type="checkbox"/> .0	387	414	3,786	2,736	-
E4.42/H4.42.400.	<input type="checkbox"/> .0	400	426	3,840	2,763	-

*NEW in this catalog

*Removable lid only, no hinged option · **not available for R4.42

Available bending radii

R [mm] 075** 100** 125 150 175 200 250 300 350

Supplement Part No. with required radius. Example: E4.42.400.300.0

0 = standard color, other colors ▶ page 5.65 · Pitch: 67 mm/link - Links/m = 15

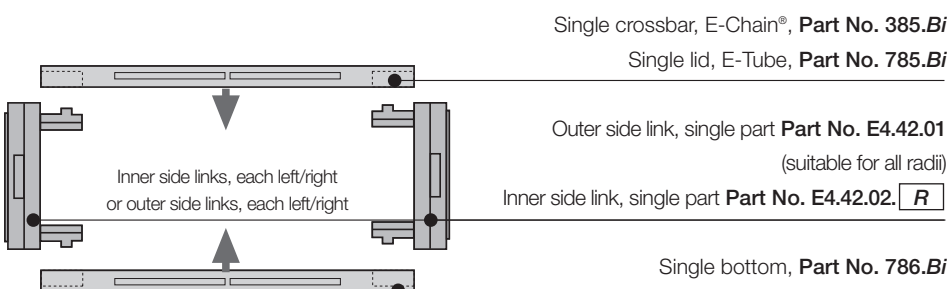
TIP!
Hot Chips up to 850°C
E-Tubes that repel hot chips, up to 850°C
Some applications, depending on amount and size of the chips, left burn- and melt marks. That is no longer the case with the igus® "igumid HT" material.
Further information
www.igus.de/en/HT
phone +49-0 22 03-96 49-800

System E4.1
Inner height: 42 mm

Phone +49- (0) 22 03-96 49-800
Fax +49- (0) 22 03-96 49-222



Extender crossbar for large diameter hoses ▶ page 5.276



Part No. E-Chain® links, single parts

