

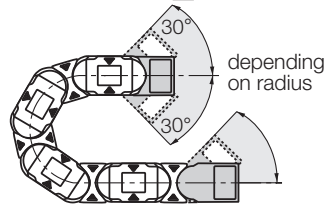
The Standard - Option KMA* - pivoting

- Recommended for unsupported and gliding applications
- Universal mountable with attachment capability on all sides
- Bolted connection outside of chain cross-section
- Confined installation conditions
- Corrosion resistant

*KMA = Polymer Metal Mounting Bracket

Moving end

E4.560/R4.560...□.2

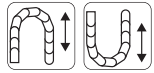
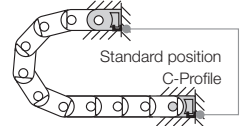


Fixed end

E4.560/R4.560...□.1



The attachment variants arising automatically by the choice of the KMA mounting bracket



Option KMA - locking

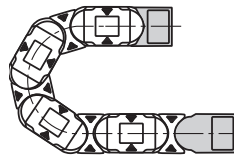
- Recommended for vertical hanging / standing applications

Additionally:

- Universal mountable
- C-profile option
- Corrosion resistant
- Locked connections
- At very high acceleration

Moving end

E4.561/R4.561...□.2

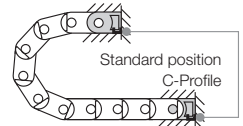


Fixed end

E4.561/R4.561...□.1

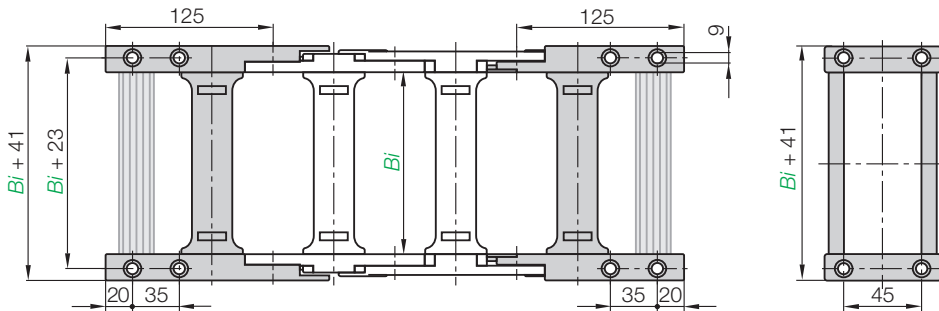


The attachment variants arising automatically by the choice of the KMA mounting bracket



Fixed end
E4.560/R4.560...□.1 (pivoting)
E4.561/R4.561...□.1 (locking)

Moving end
(pivoting) E4.560/R4.560...□.2
(locking) E4.561/R4.561...□.2



Width index	Part No. full set		Bi [mm]	Width index	Part No. full set		Bi [mm]
	pivoting	locking			pivoting	locking	
.05.	E4.560	E4.561	.05.□.12.□	.31.	E4.560	E4.561	.31.□.12.□
.06.	E4.560	E4.561	.06.□.12.□	.32.	E4.560	E4.561	.32.□.12.□
.07.	E4./R4.560	E4./R4.561	.07.□.12.□	.33.	E4.560	E4.561	.33.□.12.□
.08.	E4.560	E4.561	.08.□.12.□	.35.	E4./R4.560	E4./R4.561	.35.□.12.□
.10.	E4./R4.560	E4./R4.561	.10.□.12.□	.36.	E4.560	E4.561	.36.□.12.□
.11.	E4.560	E4.561	.11.□.12.□	.37.	E4.560	E4.561	.37.□.12.□
.12.	E4./R4.560	E4./R4.561	.12.□.12.□	.38.	E4.560	E4.561	.38.□.12.□
.13.	E4.560	E4.561	.13.□.12.□	.40.	E4./R4.560	E4./R4.561	.40.□.12.□
.15.	E4./R4.560	E4./R4.561	.15.□.12.□	.41.	E4.560	E4.561	.41.□.12.□
.16.	E4.560	E4.561	.16.□.12.□	.42.	E4.560	E4.561	.42.□.12.□
.17.	E4./R4.560	E4./R4.561	.17.□.12.□	.43.	E4.560	E4.561	.43.□.12.□
.18.	E4.560	E4.561	.18.□.12.□	.45.	E4.560	E4.561	.45.□.12.□
.20.	E4./R4.560	E4./R4.561	.20.□.12.□	.46.	E4./R4.560	E4./R4.561	.46.□.12.□
.21.	E4.560	E4.561	.21.□.12.□	.47.	E4.560	E4.561	.47.□.12.□
.22.	E4.560	E4.561	.22.□.12.□	.48.	E4.560	E4.561	.48.□.12.□
.23.	E4.560	E4.561	.23.□.12.□	.50.	E4.560	E4.561	.50.□.12.□
.25.	E4./R4.560	E4./R4.561	.25.□.12.□	.51.	E4.560	E4.561	.51.□.12.□
.26.	E4.560	E4.561	.26.□.12.□	.52.	E4.560	E4.561	.52.□.12.□
.27.	E4./R4.560	E4./R4.561	.27.□.12.□	.53.	E4.560	E4.561	.53.□.12.□
.28.	E4.560	E4.561	.28.□.12.□	.55.	E4.560	E4.561	.55.□.12.□
.30.	E4./R4.560	E4./R4.561	.30.□.12.□	.60.	E4.560	E4.561	.60.□.12.□

Please insert **1** for odd number of links or **2** for even number of links

Dimensions and order configurations

Part No. structure (pivoting)

E4.560. R4.560.	07.	2.	12	C
--------------------	-----	----	----	---

Optional with C-profile
Full set
odd/even
Width
E4.560 = E-Chain®
R4.560 = E-Tube

Part No. structure (locking)

E4.561. R4.561.	07.	2.	12	C
--------------------	-----	----	----	---

Optional with C-profile
Full set
odd/even
Width
E4.561 = E-Chain®
R4.561 = E-Tube

Note: The E4.1 System may end with either an inner side or an outer side link. Keep in mind that an outer side link always forms the first chain link at the moving end. The Part No. depend on an even or odd numbers of links. Please insert: **1** for odd number of links or **2** for even number of links

Full set, for both ends:
E4.560. 07. 2. 12. C (even)

Single-part order:
E4.560. 07. 2. 2. C (even)

Mounting bracket **moving end**
E4.560. 07. 2. 1. C (even)

Mounting bracket **fixed end**

