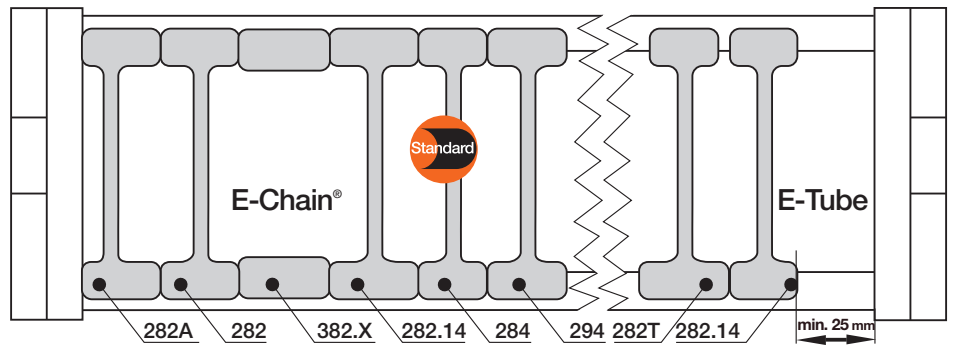




Vertical separators are used if a vertical subdivision is required. In the standard configuration, a separator is mounted at every second link. **Note:** Observe a lateral spacing of at least 25 mm (E-Tube)



Vertical separator 281



Vertical separator 281T



Vertical separator 281.14



Vertical separator 283



Spacer 381.XX

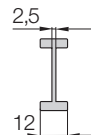


Locking separator 293

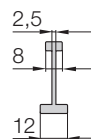


Asymmetric separator 281A

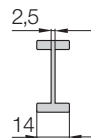
Vertical separator for E-Chains®	
unassembled	281
assembled	282



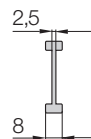
Vertical separator for E-Tubes	
unassembled	281T
assembled	282T




Vertical separator for E-Chains®/E-Tubes	
unassembled	281.14
assembled	282.14



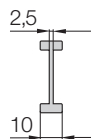
Vertical separator for E-Chains®	
unassembled	283
assembled	284



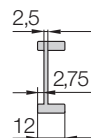
Spacer* for E-Chains®	
unassembled	381.XX
assembled	382.XX



Locking separator for E-Chains®	
unassembled	293
assembled	294



Asymmetric separator for E-Chains®	
unassembled	281A
assembled	282A



\*For side-mounted applications

### Option 1: Vertical separators and spacers

● **Standard separator 281 for E-Chains®** offers safe stability due to its broad foot design, also when used with thick cables or hoses. If the distance needed between separators is greater than this separator's dimension, we offer the **Vertical separator 281.14**.

● **Standard separator 281 for E-Chains®** offers safe stability due to its broad foot design, also when used with thick cables or hoses. If the distance needed between separators is greater than this separator's dimension, we offer the **Vertical separator 281.14**.

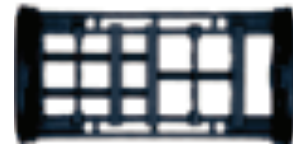
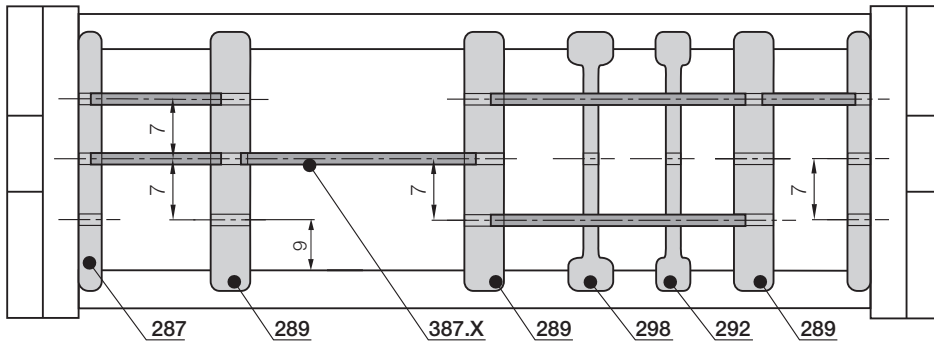
● **Vertical separator 283 with a narrow foot for E-Chains®** with applications where a large number of small cables need to be individually separated.

● Separators (e.g. "side mounted") for E-Chains® can be fixed in their position with **spacers 381.XX**. The available inner height will be reduced by 2 mm, per spacer and side. To avoid this, the parts can be assembled on outside of the crossbar (not for long travels) **XX = width of the spacer** (available 10, 15, 20).

### Additionally

● **Locking separator 293 for E-Chains®** - with increased retention force for applications exposed to very high humidity or extreme loads. The extra retention force is achieved by asymmetric claws for the crossbar. Ensure proper alignment (not for E-Tubes).

● **Asymmetric separator 281A for E-Chains®** (not for E-Tubes) with an 12-mm base, for combinations between spacers of different widths and vertical separators in side-mounted applications, for instance.



For use with many cables of differing diameters. E-Chains® and E-Tubes can be subdivided both vertically and horizontally. The shelves can be arranged elevator-shifted with different bottoms

### Option 2: Shelves

● Side plates 286, middle plates 288 and shelves 386.X form the basic pattern of a shelf system. Shelves of various widths can be arranged at 3 different heights (in 7 mm increments).

● For special applications: Vertical separator with injection moulded shelf 281.S.57 (57,5 mm) or 281.S.45 (45 mm)

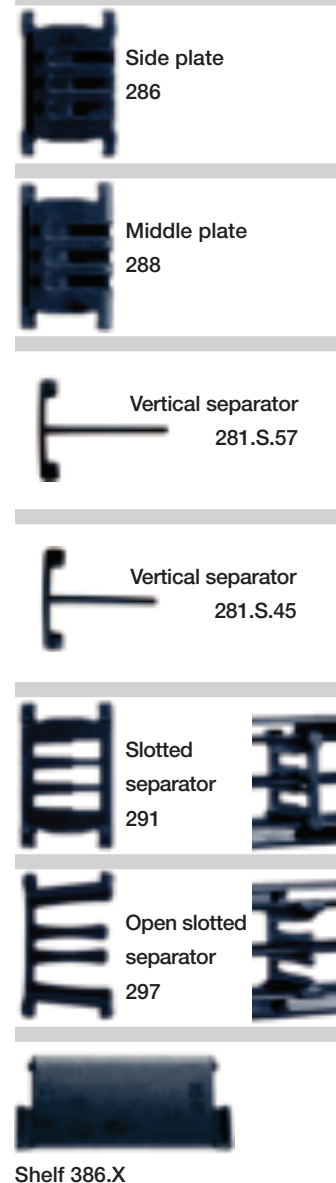
● Slotted separators 291 (not for E-Tubes), are used for very fine subdivisions. However, they cannot be retrofitted into an existing separation system without dismantling the interior separators first.

● The unilateral open slotted separator 297 can be retrofitted into an existing interior separation system without a need for dismantling the interior separators. During an installation of open slotted separators, the top and bottom notches cannot be occupied by shelves.


Diagram	Part Name	Part No.
	Side plate for E-Chains®/E-Tubes	
	unassembled	286
	assembled	287
	Middle plate for E-Chains®/E-Tubes	
	unassembled	288
	assembled	289
	Vertical separator for E-Chains®/E-Tubes	
	unassembled	281.S.57
	assembled	282.S.57
	Vertical separator for E-Chains®/E-Tubes	
	unassembled	281.S.45
	assembled	282.S.45
	Slotted separator for E-Chains®	
	unassembled	291
	assembled	292
	Open slotted separator for E-Chains®/E-Tubes	
	unassembled	297
	assembled	298

Width X [mm]	Part No. unassembled	Part No. assembled
018	386.18	387.18
023	386.23	387.23
025	386.25	387.25
028	386.28	387.28
033	386.33	387.33
043	386.43	387.43
050	386.50	387.50
054	386.54	387.54
062	386.62	387.62
075	386.75	387.75

Width X [mm]	Part No. unassembled	Part No. assembled
087	386.87	387.87
100	386.100	387.100
108	386.108	387.108
125	386.125	387.125
150	386.150	387.150
175	386.175	387.175
200	386.200	387.200
208	386.208	387.208
225	386.225	387.225



Shelf



System E4/4  
Inner height: 32 mm

Phone +49- (0) 22 03-96 49-800  
Fax +49- (0) 22 03-96 49-222

