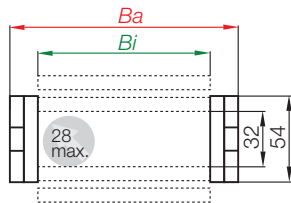


igus® E-ChainSystems®

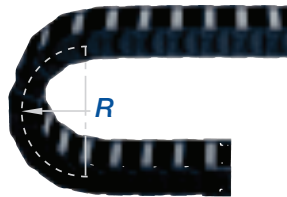


Part No. structure


2828. 30. 300. 0



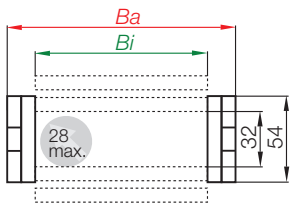
Series 2828 - E-Chain® with crossbars every link



- Crossbars every link
- For rigid hydraulic hoses
- For applications particularly demanding
- Can be opened from two sides



Phone +49- (0) 22 03-96 49-800
Fax +49- (0) 22 03-96 49-222

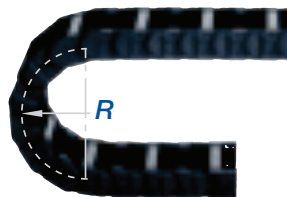


Part No. structure

2928. 30. 300. 0



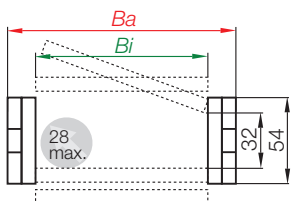
Series 2928 - E-Chain® with crossbars every 2nd link



- Crossbars every 2nd link = Standard
- For nearly every situation
- Can be opened from two sides
- Easy assembly
- Stable
- Attractive price



igus® GmbH
51147 Cologne

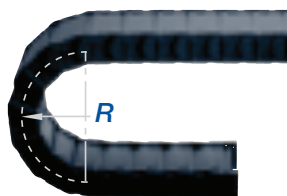


Part No. structure

7728. 30. 300. 0



Series R7728 - Fully enclosed E-Tube



- Fully enclosed
- Excellent cable protection against dirt
- Protection against hot chips (up to 900°C)
- Lids along the entire inner radius are completely removable. Lids along the entire outer radius are single sided snap-open with a hinge on the other side to keep them attached to the chain or completely removable.



Internet: www.igus.eu
E-mail: info@igus.de

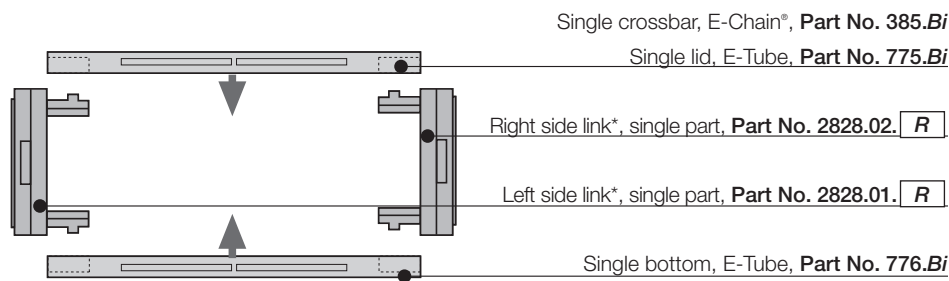
Rol instead of gliding: Rol E-Chain®

Special solution for long travels. 75% less drive power (gliding application) with igus® Rol E-Chain®.
Series 2828R - Order example 2828R.30.220.0
Further information: www.igus.de/en/role
or phone: +49-0 22 03-96 49-800



Part No.		<i>Bi</i> [mm]	<i>Ba</i> [mm]	2828 [kg/m]	2928 [kg/m]	R7728 [kg/m]
2828/2928/7728.05.	<input type="checkbox"/> .0*	50	74	≈ 1,73	≈ 1,64	≈ 2,63
2828/2928.06.	<input type="checkbox"/> .0	68	92	≈ 1,79	≈ 1,67	-
2828/2928/7728.07.	<input type="checkbox"/> .0	75	99	≈ 1,84	≈ 1,69	≈ 2,75
2828/2928.087.	<input type="checkbox"/> .0	87	111	≈ 1,93	≈ 1,73	-
2828/2928/7728.10.	<input type="checkbox"/> .0	100	124	≈ 2,02	≈ 1,78	≈ 2,83
2828/2928/7728.11.	<input type="checkbox"/> .0	108	132	≈ 2,08	≈ 1,81	≈ 2,94
2828/2928.112.	<input type="checkbox"/> .0	112	137	≈ 2,15	≈ 1,84	-
2828/2928/7728.12.	<input type="checkbox"/> .0	125	149	≈ 2,20	≈ 1,87	≈ 3,03
2828/2928.137.	<input type="checkbox"/> .0	137	162	≈ 2,29	≈ 1,91	-
2828/2928/7728.15.	<input type="checkbox"/> .0	150	174	≈ 2,38	≈ 1,96	≈ 3,19
2828/2928.162.	<input type="checkbox"/> .0	162	187	≈ 2,44	≈ 1,99	-
2828/2928/7728.17.	<input type="checkbox"/> .0	168	192	≈ 2,51	≈ 2,02	≈ 3,39
2828/2928.18.	<input type="checkbox"/> .0	175	199	≈ 2,56	≈ 2,05	-
2828/2928.187.	<input type="checkbox"/> .0	187	212	≈ 2,65	≈ 2,09	-
2828/2928/7728.20.	<input type="checkbox"/> .0	200	224	≈ 2,74	≈ 2,14	≈ 3,59
2828/2928.212.	<input type="checkbox"/> .0	212	237	≈ 2,87	≈ 2,20	-
2828/2928.23.	<input type="checkbox"/> .0	225	249	≈ 2,92	≈ 2,22	-
2828/2928.237.	<input type="checkbox"/> .0	237	262	≈ 3,05	≈ 2,29	-
2828/2928/7728.25.	<input type="checkbox"/> .0	250	274	≈ 3,10	≈ 2,32	≈ 4,04
2828/2928.262.	<input type="checkbox"/> .0	262	286	≈ 3,19	≈ 2,36	-
2828/2928.28.	<input type="checkbox"/> .0	275	299	≈ 3,28	≈ 2,41	-
2828/2928.29.	<input type="checkbox"/> .0	287	312	≈ 3,37	≈ 2,45	-
2828/2928/7728.30.	<input type="checkbox"/> .0	300	324	≈ 3,46	≈ 2,50	≈ 4,43
2828/2928.312.	<input type="checkbox"/> .0	312	337	≈ 3,59	≈ 2,56	-
2828/2928.325.	<input type="checkbox"/> .0	325	349	≈ 3,68	≈ 2,60	-
2828/2928.337.	<input type="checkbox"/> .0	337	362	≈ 3,77	≈ 2,65	-
2828/2928.350.	<input type="checkbox"/> .0	350	374	≈ 3,86	≈ 2,69	-
2828/2928.362.	<input type="checkbox"/> .0	362	387	≈ 3,95	≈ 2,74	-
2828/2928.375.	<input type="checkbox"/> .0	375	399	≈ 4,04	≈ 2,79	-
2828/2928.387.	<input type="checkbox"/> .0	387	412	≈ 4,11	≈ 2,82	-
2828/2928.400.	<input type="checkbox"/> .0	400	424	≈ 4,18	≈ 2,86	-

Available bending radii **not available for R7728 · *Removable lid only, no hinged option
R [mm] 063** 075** 100** 125 150 175 200 220 250 300
 Supplement Part No. with required radius. Example: 2828.30.300.0
 0 = standard color, other colors ▶ page 1.39 · Pitch = 56 mm/link - Links/m = 18



Hot Chips up to 850°C

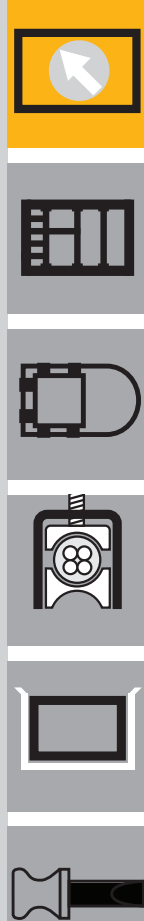
E-Tubes that repel hot chips, up to 850°C. Some applications, depending on amount and size of the chips, can burn or melt the surface. That is no longer the case with the igus® "igumid HT" material. Order example: Full E-Tube made of HT*: **7728.30.150.0.HT**
 Lids made of HT: **7728.30.HTE.150.0**
*for long travels upon request
 Further Information: www.igus.de/en/HT
Delivery time up to 4 weeks!

Extender crossbar for large diameter hoses ▶ page 7.230

Part No. E-Chain® - links, single parts
*View from the fixed point of the E-Chain®/E-Tube

System E4/4
 Inner height: 32 mm

Phone +49- (0) 22 03-96 49-800
 Fax +49- (0) 22 03-96 49-222



▶ page 7.223