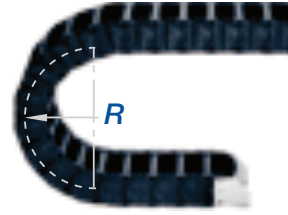


Part No. structure

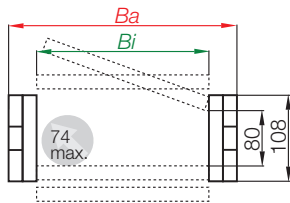
5050HD.	30.	300.	0
---------	-----	------	---



Serie 5050HD - E-Chain® with crossbars every link



- Crossbars every link
- For highest additional loads
- For applications particularly demanding
- Can be opened from two sides

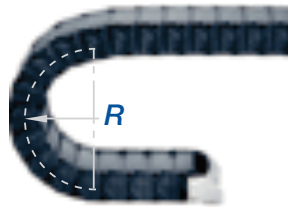


Part No. structure

9850HD.	30.	300.	0
---------	-----	------	---



Serie R9850HD - Fully enclosed E-Tube



- Fully enclosed
- Excellent cable protection against dirt
- Protection against hot chips
- Lids along the entire inner radius are completely removable. Lids along the entire outer radius are single sided snap-open with a hinge on the other side to keep them attached to the chain or completely removable



RoI instead of gliding: RoI E-Chain®

Special solution for long travels. 75% less drive power (gliding application) with igus® RoI E-Chain®. Series 5050RHD and 9850RHD - Order example 5050RHD.30.300.0

Further information: www.igus.de/en/role or phone: +49-0 22 03-96 49-800



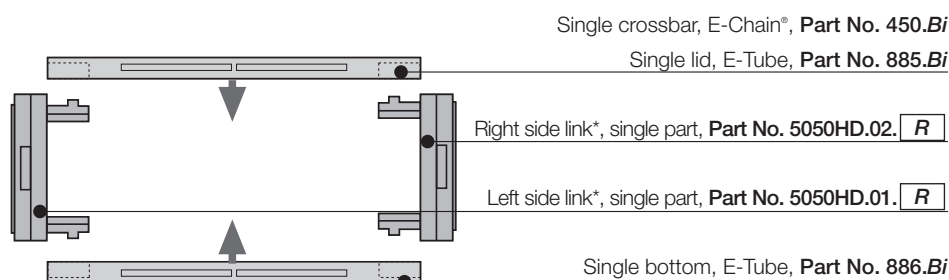
Part No.		<i>Bi</i>	<i>Ba</i>	5050HD	R9850HD
		[mm]	[mm]	[kg/m]	[kg/m]
5050HD.05.....	<input type="checkbox"/> .0	50	110	≈ 6,65	-
5050HD.06.....	<input type="checkbox"/> .0	65	125	≈ 6,74	-
5050HD/9850HD.07...	<input type="checkbox"/> .0	75	135	≈ 6,81	≈ 7,25
5050HD.08.....	<input type="checkbox"/> .0	87	147	≈ 6,89	-
5050HD/9850HD.10...	<input type="checkbox"/> .0	100	160	≈ 6,99	≈ 7,55
5050HD.11.....	<input type="checkbox"/> .0	112	172	≈ 7,10	-
5050HD/9850HD.12...	<input type="checkbox"/> .0	125	185	≈ 7,18	≈ 7,91
5050HD.13.....	<input type="checkbox"/> .0	137	197	≈ 7,32	-
5050HD/9850HD.15...	<input type="checkbox"/> .0	150	210	≈ 7,35	≈ 8,29
5050HD.16.....	<input type="checkbox"/> .0	162	222	≈ 7,47	-
5050HD.17.....	<input type="checkbox"/> .0	175	235	≈ 7,60	-
5050HD.18.....	<input type="checkbox"/> .0	187	247	≈ 7,71	-
5050HD/9850HD.20...	<input type="checkbox"/> .0	200	260	≈ 7,77	≈ 8,91
5050HD.21.....	<input type="checkbox"/> .0	212	272	≈ 7,84	-
5050HD.22.....	<input type="checkbox"/> .0	225	285	≈ 7,91	-
5050HD.23.....	<input type="checkbox"/> .0	237	297	≈ 8,02	-
5050HD/9850HD.25...	<input type="checkbox"/> .0	250	310	≈ 8,13	≈ 9,64
5050HD.26.....	<input type="checkbox"/> .0	262	322	≈ 8,22	-
5050HD/9850HD.27...	<input type="checkbox"/> .0	275	335	≈ 8,32	≈ 10,00
5050HD.28.....	<input type="checkbox"/> .0	287	347	≈ 8,38	-
5050HD/9850HD.30...	<input type="checkbox"/> .0	300	360	≈ 8,53	≈ 10,30
5050HD.31.....	<input type="checkbox"/> .0	312	372	≈ 8,57	-
5050HD.32.....	<input type="checkbox"/> .0	325	385	≈ 8,67	-
5050HD.33.....	<input type="checkbox"/> .0	337	397	≈ 8,79	-
5050HD/9850HD.35...	<input type="checkbox"/> .0	350	410	≈ 8,99	≈ 11,00
5050HD.36.....	<input type="checkbox"/> .0	362	422	≈ 8,90	-
5050HD.37.....	<input type="checkbox"/> .0	375	435	≈ 9,00	-
5050HD.38.....	<input type="checkbox"/> .0	387	447	≈ 9,11	-
5050HD/9850HD.40...	<input type="checkbox"/> .0	400	460	≈ 9,38	≈ 12,00
5050HD.41.....	<input type="checkbox"/> .0	412	472	≈ 9,31	-
5050HD.42.....	<input type="checkbox"/> .0	425	485	≈ 9,60	-
5050HD.43.....	<input type="checkbox"/> .0	437	497	≈ 9,44	-
5050HD.45.....	<input type="checkbox"/> .0	450	510	≈ 9,55	-
5050HD/9850HD.46...	<input type="checkbox"/> .0	462	522	≈ 9,72	≈ 12,47
5050HD.47.....	<input type="checkbox"/> .0	475	535	≈ 9,76	-
5050HD.48.....	<input type="checkbox"/> .0	487	547	≈ 10,01	-
5050HD.50.....	<input type="checkbox"/> .0	500	560	≈ 10,11	-
5050HD.51.....	<input type="checkbox"/> .0	512	572	≈ 10,02	-
5050HD.52.....	<input type="checkbox"/> .0	525	585	≈ 10,19	-
5050HD.53.....	<input type="checkbox"/> .0	537	597	≈ 10,29	-
5050HD.55.....	<input type="checkbox"/> .0	550	610	≈ 10,71	-
5050HD.60.....	<input type="checkbox"/> .0	600	660	≈ 10,94	-

Available bending radii

R [mm] 200 300 350 500

Supplement Part No. with required radius. Example: 5050HD.30.300.0

0 = standard color, other colors ▶ page 1.39 · Pitch = 91 mm/link - Links/m = 11



Heiße Späne bis 850°C

E-Rohre, an denen 850 °C heiße Späne abprallen, als Sonderanfertigung. Manche Anwendungen im Spänebereich hinterließen Brand- und Schmelzspuren. Mit dem igus®-Werkstoff igumid HT ist Schluss damit.

Bestellbeispiele:

Komplettes E-Rohr aus HT*:

9850HD.40.350.0.HT

Nur Deckel aus HT:

9850HD.40.HTE.350.0

*für lange Verfahrlänge nach Rücksprache

Weitere Informationen:

www.igus.de/de/HT

Lieferzeit bis 4 Wochen!

System E4/4
Inner height: 80 mm

Phone +49- (0) 22 03-96 49-800
Fax +49- (0) 22 03-96 49-222



▶ page 7.223



Extender crossbar for large diameter hoses ▶ page 7.274

Part No. E-Chain®-links, single parts

*View from the fixed point of the E-Chain®/E-Tube