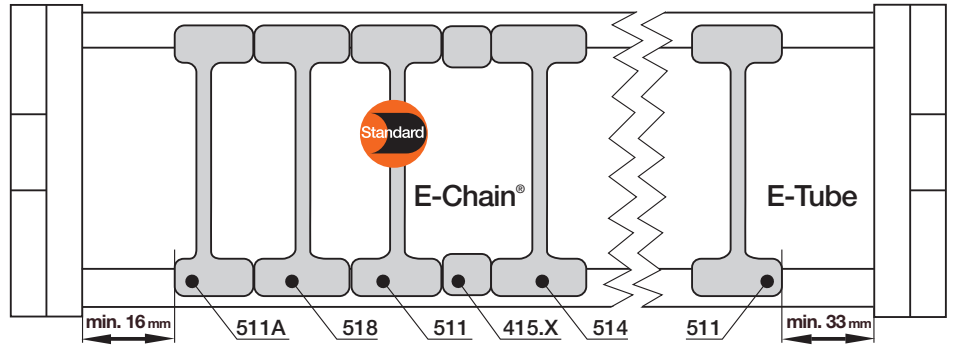


igus® E-ChainSystems®



Vertical separators are used if a vertical subdivision is required. In the standard configuration, a separator is mounted at every second link. **Note:** Observe a lateral spacing of at least 33 mm (E-Tube) and 16 mm (E-Chain)!



Phone +49- (0) 22 03-96 49-800
Fax +49- (0) 22 03-96 49-222

igus® GmbH
51147 Cologne

Internet: www.igus.eu
E-mail: info@igus.de



Vertical separator
501



Spacer
405.XX



Locking separator
504

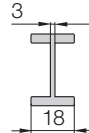


Locking separator
508



Asymmetric
separator 501A

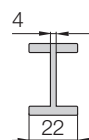
Vertical separator for E-Chains®	
unassembled	501
assembled	511



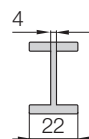
Spacer* for E-Chains®	
unassembled	405.XX
assembled	415.XX



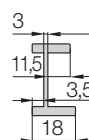
Locking separator for E-Chains®	
unassembled	504
assembled	514



Locking separator for E-Chains®	
unassembled	508
assembled	518



Asymmetric separator for E-Chains®	
unassembled	501A
assembled	511A



*For side-mounted applications

Option 1: Vertical separators and spacers

● **Standard separator 501 for E-Chains®** offers safe stability due to its broad foot design, also when used with thick cables or hoses.

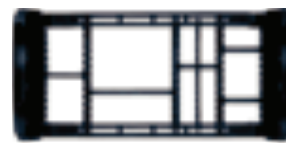
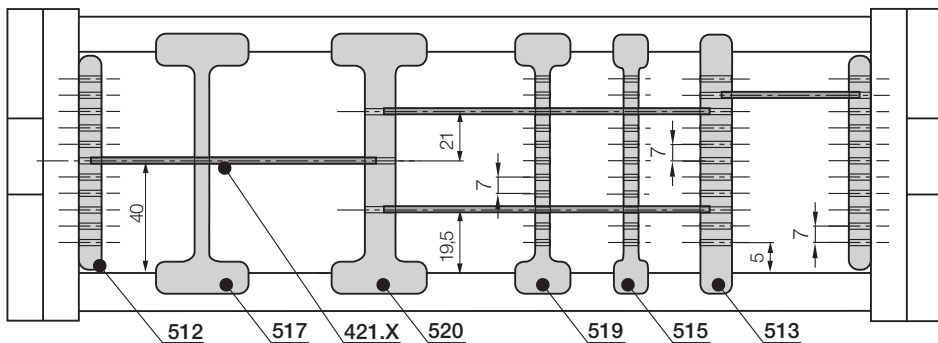
● Separators (e.g. "side mounted") for E-Chains® can be fixed in their position with **spacers 405.XX**. The available inner height will be reduced by 2 mm, per spacer and side. To avoid this, the parts can be assembled on outside of the crossbar (not for long travels) **XX = width of the spacer** (available 10, 15, 20, 30 and 40 mm)

Additionally:

● **Locking separator for E-Chains® 504-** with increased retention force for applications exposed to very high humidity or extreme loads. If locking separators are used, the E-Chain® is more difficult to open

● The **locking separator for E-Chains® 508** is designed for applications exposed to extremely high humidity, for example, at composting plants. The lateral cam serves for uniform alignment of the vertical separators; if these separators are misaligned, they will inevitably get damaged on an attempt to open the E-Chain®.

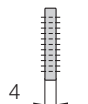
● **Asymmetric separator 501A for E-Chains®** (not for E-Tubes) with an 18-mm base, for combinations between spacers of different widths and vertical separators in side-mounted applications, for instance.



For use with many cables of differing diameters. E-Chains® and E-Tubes can be subdivided both vertically and horizontally. The shelves can be arranged elevator-shifted with different bottoms

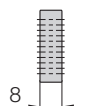
Option 2: Shelves

● **Side plates 502, middle plates 503 and shelves 420.X** form the basic pattern of a shelf system. Shelves of various widths can be arranged at 11 different heights (in 7 mm increments).



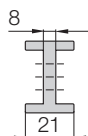
Side plate for E-Chains®/E-Tubes		
unassembled		502
assembled		512

● **Locking vertical separator 510** combined with shelves. Triple slots (only for E-Chains®).



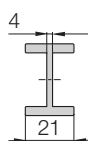
Middle plate for E-Chains®/E-Tubes		
unassembled		503
assembled		513

● **Locking separator 507 slotted** - with increased retention force for applications exposed to very high humidity or extreme loads. The extra retention force is achieved by asymmetric claws for the crossbar. Ensure proper alignment.



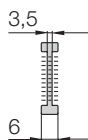
Locking vertical separator for E-Chains®		
unassembled		510
assembled		520

● **Slotted separators 505** are used for very fine subdivisions. However, they cannot be retrofitted into an existing separation system without dismantling the interior separators first.

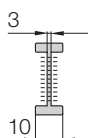


Locking separator for E-Chains®		
unassembled		507
assembled		517

● The unilateral **open slotted separator 509** can be retrofitted into an existing interior separation system without a need for dismantling the interior separators. During an installation of open slotted separators, the top and bottom notches cannot be occupied by shelves.



Slotted separator for E-Chains®/E-Tubes		
unassembled		505
assembled		515



Open slotted separator for E-Chains®/E-Tubes		
unassembled		509
assembled		519



Side plate 502



Middle plate 503



Locking vertical separator 510



Locking separator slotted 507



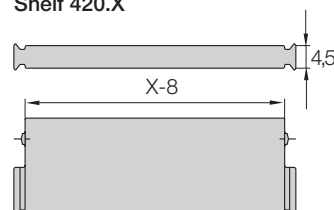
Slotted separator 505



Open slotted separator 509



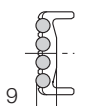
Shelf 420.X



Width X [mm]	Part No. unassembled	Part No. assembled
018	420.18	421.18
023	420.23	421.23
025	420.25	421.25
028	420.28	421.28
033	420.33	421.33
043	420.43	421.43
050	420.50	421.50
062	420.62	421.62


Width X [mm]	Part No. unassembled	Part No. assembled
075	420.75	421.75
088	420.88	421.88
100	420.100	421.100
125	420.125	421.125
150	420.150	421.150
175	420.175	421.175
187	420.187	421.187
200	420.200	421.200

Additional elements for interior separation



Rollclip		
unassembled		489.27
assembled		490.27

Rollclip - minimizes abrasion of particularly sensitive hoses. The Rollclip is simply clamped onto the opening crossbar. The movable rollers compensate for relative movement between the chain and hose.



System E4/4
Inner height: 80 mm

Phone +49- (0) 22 03-96 49-800
Fax +49- (0) 22 03-96 49-222

