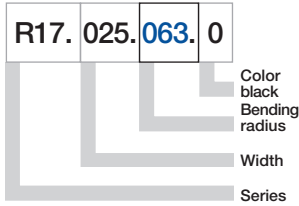


Part No. structure




Series R17 E-Chain® - zip-open along outer radius

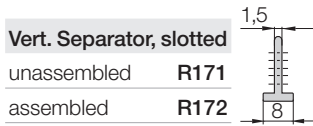
Part No.	Bending Radii				Weight [kg/m]
	Bi [mm]	Ba [mm]	R [mm]		
R17.015.□.0	15	26	063	075 100 125	≈ 0,52
R17.025.□.0	25	36	063	075 100 125	≈ 0,59
R17.063.□.0	63	76	063	075 100 125	≈ 0,83

Supplement part no. with required radius (R) Example: R17.025.063.0

0 = standard color, other colors ▶ page 1.39 · Pitch = 30,5 mm/link - Links/m = 33



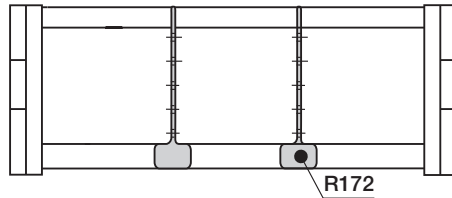
Zipper | **Series R17** | Accessories | Interior Separation



Vert. Separator, slotted
 unassembled R171
 assembled R172

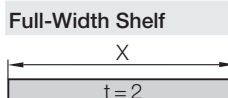
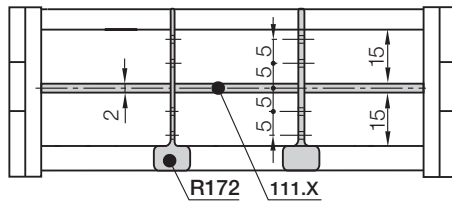
Option 1: Vertical Separators

- Vertical Separators are used if a vertical subdivision of the E-Chain® interior is required
- Standard subdivision with Vertical Separator, slotted 172, for combinations with Full-Width Shelf 111.X
- By standard Vertical Separators are assembled every other chain link



Option 2: Full-Width Shelves

- For applications involving many thin cables with similar or identical diameters.



Full-Width Shelf

Width X [mm]	Part No. unassembled	Part No. assembled
015	110.15	111.15
025	110.25	111.25

Width X [mm]	Part No. unassembled	Part No. assembled
063	110.63	111.63